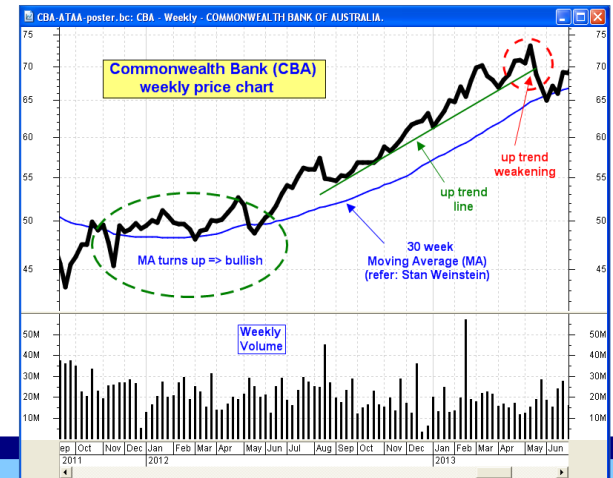




**Australian
Technical Analysts
Association**



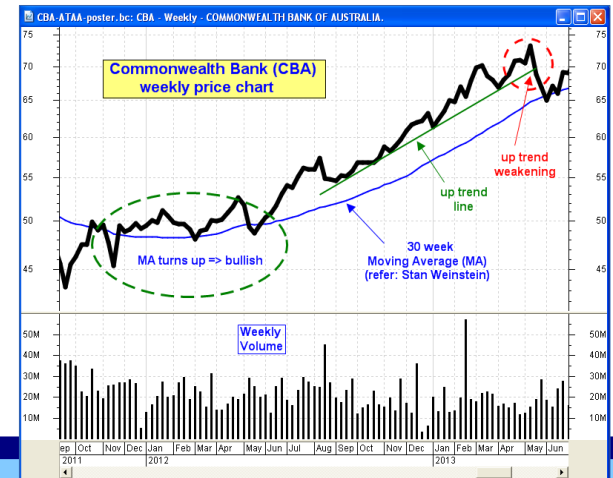
The ATAA and Technical Analysis

We can help You!

Investing * Trading * Education * Knowledge * Networking



**Australian
Technical Analysts
Association**



The ATAA and Technical Analysis

We can help You!

Investing * Trading * Education * Knowledge * Networking



Technical Analysis?

Price charts summarise the underlying opinions and emotions of market participants.

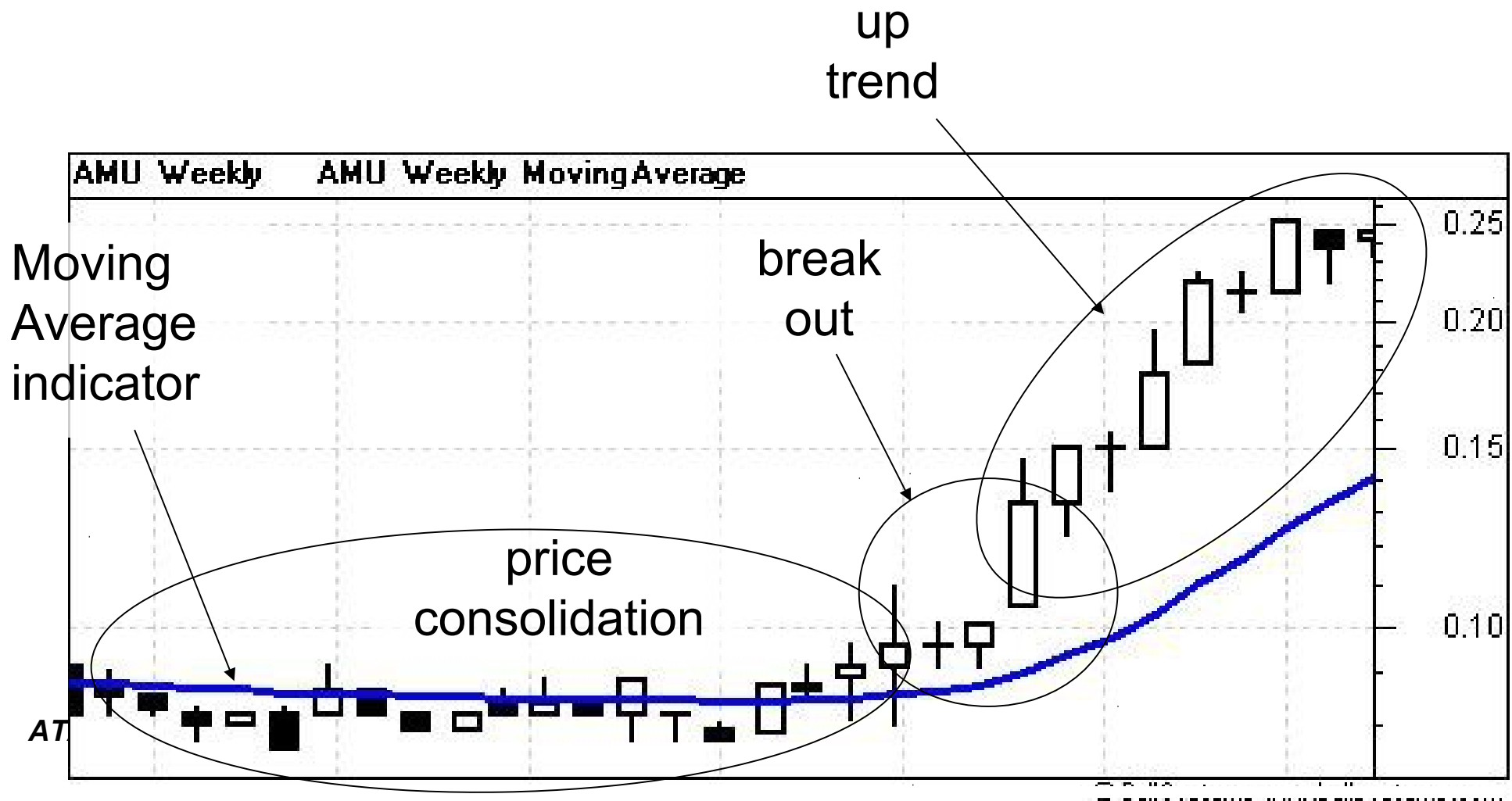
Every chart tells a story.

It pays to understand the stories in the price charts.



Sample chart key elements

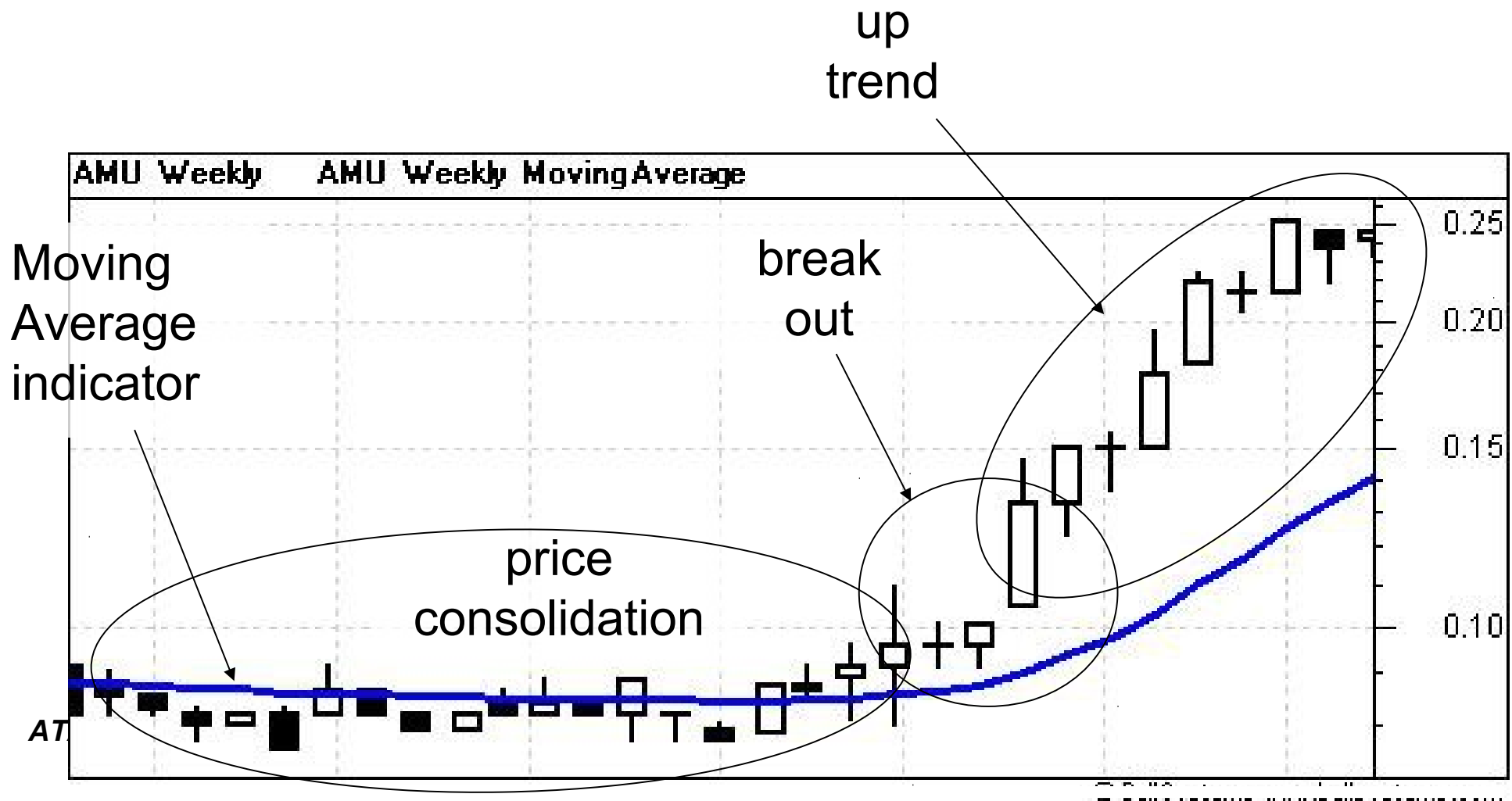
Weekly candlesticks, log price scale.





Sample chart key elements

Weekly candlesticks, log price scale.





Technical Analysis?

Technical Analysis
is used by
smart investors and traders
to make clever decisions
about the markets,
and market entry and exit.



What is Technical Analysis?

Using
Market data & charting skills
to anticipate
future market
direction & timing
for consistent profits



Technical Analysis is . . .

The use of historic and current market prices and volumes of financial instruments (e.g. shares, commodities)

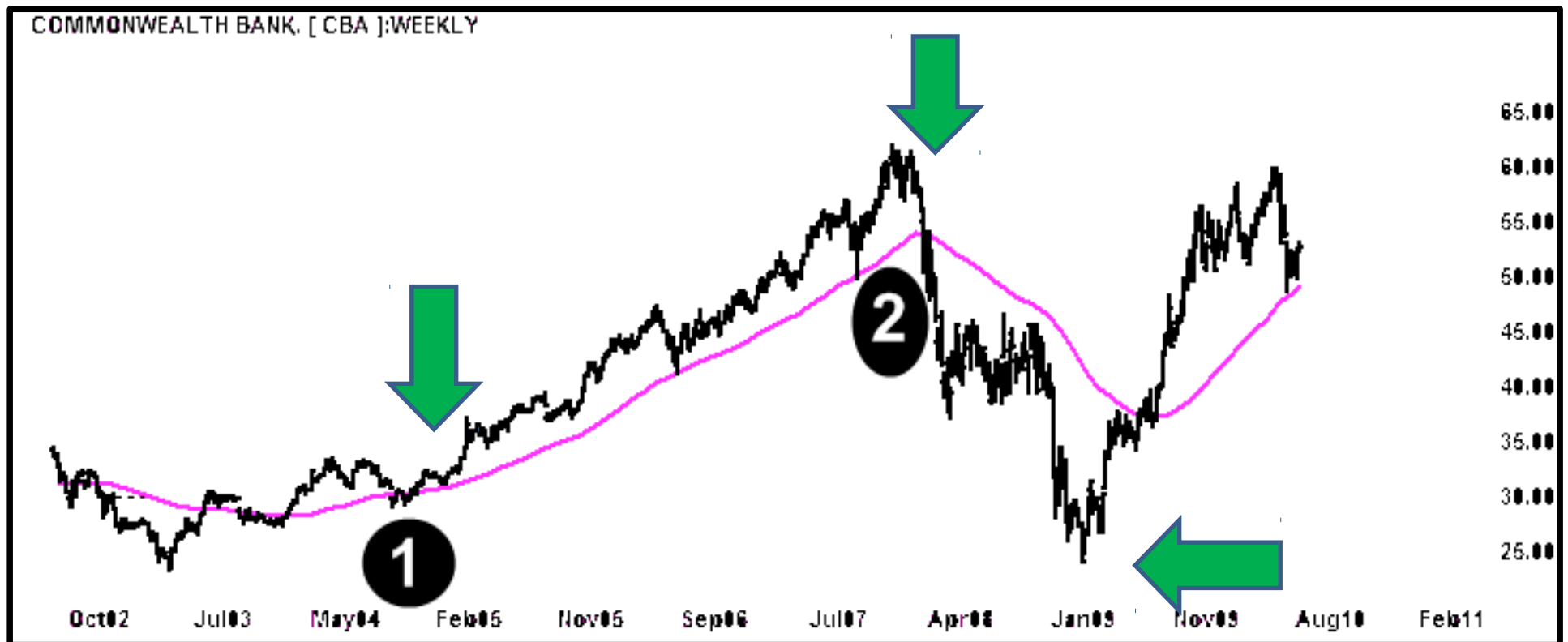
Factors Include:

- Supply & demand* based on chart patterns, designs, and mathematical orders**
- Human behaviour* in financial markets (ie. the emotions of fear, greed and hope)**
- Data analysis & established rules* provide higher probability forecasts of price leading to more \$money\$.**



Sample use

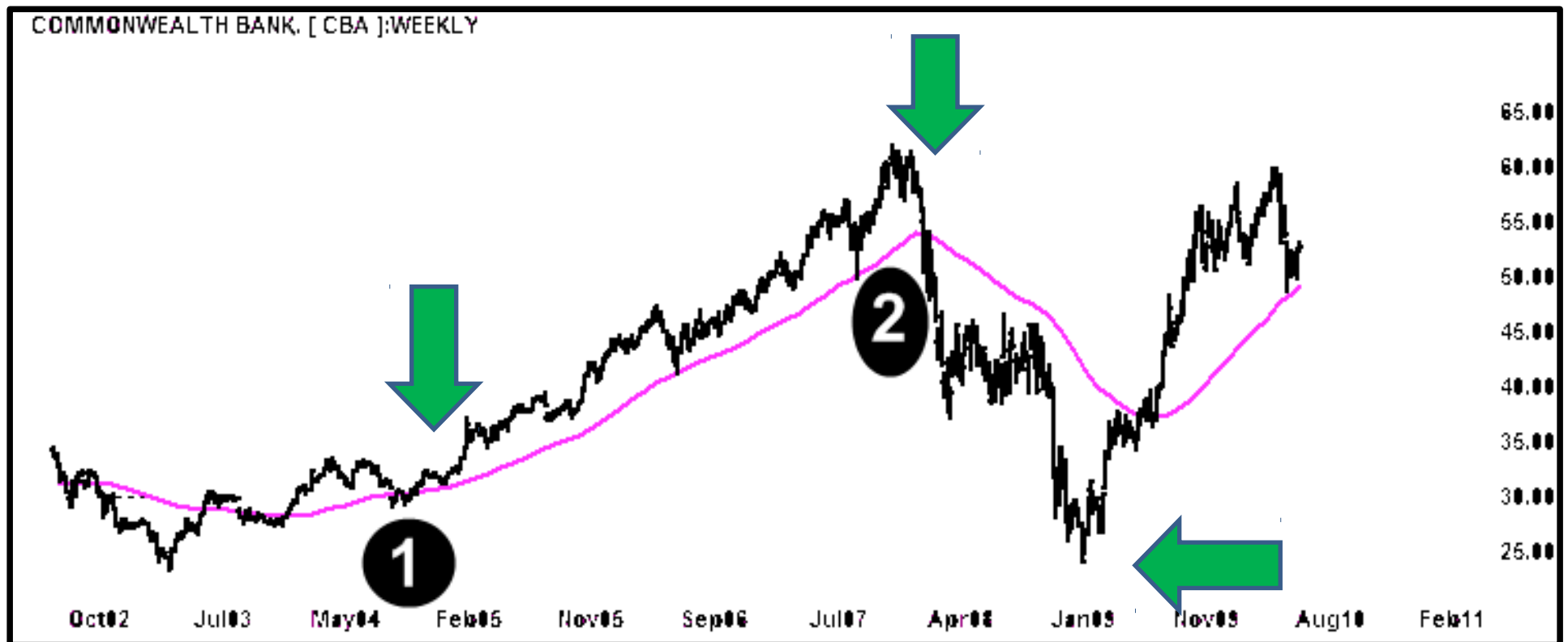
- ✓ Use a moving average to identify the direction of the price trend.
- ✓ Use consecutive lower closes to identify the timing of when to act.
- ✓ Buy at “1” & sell at “2” — **profit = \$25 or 83% !**
- ✓ Selling at 2 — prevented more than \$30 capital from being lost when the price fell [exceeding the original profit].





Sample use

- ✓ Use a moving average to identify the direction of the price trend.
- ✓ Use consecutive lower closes to identify the timing of when to act.
- ✓ Buy at “1” & sell at “2” — **profit = \$25 or 83% !**
- ✓ Selling at 2 — prevented more than \$30 capital from being lost when the price fell [exceeding the original profit].





the Australian Technical Analysts Association

- ✓ **Who . . . ?**
- ✓ **What . . . ?**
- ✓ **Where . . . ?**
- ✓ **When . . . ?**
- ✓ **What happens when we meet . . ?**
- ✓ **Why YOU should join . . . ?**
- ✓ **How to join . . . (next slides)**



The ATAA

- ✓ The ATAA is a *not-for-profit* association run by members, for members
- ✓ We promote the use of technical analysis by traders & investors when making financial investment decisions
- ✓ We help our members profit from the financial markets through the use of technical analysis and networking with colleagues.



Our members

- ✓ Private individuals
 - ✓ who either currently, or plan in the future, to invest or trade in financial markets
 - ✓ Many with successful investing experience
- ✓ Professionals within the finance industry
 - ✓ Stockbrokers,
 - ✓ Fund Managers,
 - ✓ Financial Planners



~600 members

About 600 members nationally:

- ✓ Men 85% and Women 15%
- ✓ Mostly aged 40 to 70 – and younger members as well
- ✓ Preparing to live off their trading and investing
- ✓ People who have an interest in finance and sound money management
- ✓ Approx 40% percent of members manage their own investments including their super funds
- ✓ Approx 20% percent of members live off their investing & trading



Where we meet

Monthly meetings in 8 **locations** across Australia



All members have access to all these meetings, the proceedings of which are published on the ATAA member website to benefit from the whole country's thinking and information.



When we meet

Main chapter meetings

once each month

and

Special Interest Groups (SIGs)

independently

and

ATAA Annual Conference



What happens when we meet

- ✓ **Networking** — with like-minded members
- ✓ **Networking** — industry and private traders sharing knowledge and experience
- ✓ Study different **styles** of investing / trading
- ✓ See current and new **trading tools** in use
- ✓ Investment **psychology** — understand the importance
- ✓ Study both local and international **markets**
- ✓ Learn from **Q&A sessions** with presenters and experienced traders
- ✓ **Visitors are always welcome at meetings (first meeting free, else a small fee)**



and we also:

Learn about Technical Analysis and application:

- ✓ Market entry and exit timing
- ✓ Risk assessment and money management
- ✓ Market timing and cycle analysis
- ✓ Different investing / trading styles
- ✓ Investing and trading psychology
- ✓ Trading strategy back-testing



Need some proof?

Over the years our meeting speakers have shared invaluable trading “secrets” to help members develop their own investing and trading systems:

<i>Howard Bandy</i>	<i>Alan Hull</i>	
<i>Jake Bernstein</i>	<i>Charles Browne</i>	<i>Gary Burton</i>
<i>Jody Ellis</i>	<i>Colin Nicholson</i>	<i>Darryl Guppy</i>
<i>Alex Douglas</i>	<i>Tolly Sakellariou</i>	<i>Robert Brain</i>
<i>Will Slatyer</i>	<i>Neil Godwin</i>	<i>Astrid Kennedy</i>
<i>Frank Watkins</i>	<i>David Johnson</i>	



The Networking!

- ✓ People with like-minded strategies can enhance them with collective thinking
- ✓ Real trading can be a lonely business
- ✓ eg: a group of people get together to develop mechanical trading systems using AmiBroker software
- ✓ Social interaction ... give & get new ideas



Membership benefits

- ✓ Competently manage your own investments with confidence using sound and effective investing, trading and money management strategies
- ✓ Maximise investment profits and minimise losses using Technical Analysis
- ✓ Participate in the network of friendly and like-minded people
- ✓ Develop or fine tune your own strategy that will work for you.



More benefits

- ✓ Local and international experts are members, and present at meetings
- ✓ Annual conference is value-packed to enhance your Technical Analysis knowledge base
- ✓ Access to relevant educational courses.



There's more!

- ✓ Access the members-only section of the website – www.ataa.asn.au > Member Login
- ✓ Website Contribution Library
- ✓ Presentations from past meetings
- ✓ Past journal articles
- ✓ Archive of monthly ***Blast!*** newsletter
- ✓ Extensive and growing DVD video library
- ✓ Special Interest Groups (SIG)
- ✓ Discounts on industry subscriptions, books, newsletters, etc.
- ✓ IFTA membership including annual journal (International Federation of Technical Analysis)



Need some proof?

Experts featuring in the
DVD video library:-

Alexander Elder

Larry Williams

Glen Ring

Van Tharp

Jack Schwager

Dan Gramza

Oliver Velez

Larry McMillan

Martin Pring

Brett Steenbarger

And many others!



ATAA Annual conference

Next conference: May 2018 Melbourne

Past speakers include:

Dr Alexander Elder

Howard Bandy

Tom Dorsey

Donald Dony

Prof Hank Pruden

Dr Brett Steenbarger

Colin Nicholson

Brent Penfold

Manesh Patel

Jim Berg

David Chia

Neil Godwin

Daryl Guppy

Gary Stone

Justine Pollard

Dr Bruce Vanstone

**Practical Ways to Profit
in Ever Changing
Markets**



**ATAA 2018
National Conference**

18-20 May 2018

**Rendezvous Hotel
Melbourne**



Practical Ways to Profit in Ever Changing Markets



ATAA 2018 National Conference
18-20 May 2018
Rendezvous Hotel Melbourne



You should join NOW!

- ✓ Improve financial returns
- ✓ Improve your “peace of mind”
- ✓ Improve your investing skills & confidence
- ✓ Make more money and preserve capital
- ✓ Network with other investors & traders
- ✓ Make Technical Analysis work for you
- ✓ Access a mountain of resources



**Australian
Technical Analysts
Association**

ABN: 53 071 513 203
PO Box 3175, Eastlakes NSW 2018
Phone-Fax: (02) 9667 0983
Website:
email:

Why delay?

**Complete an application form
and start benefiting
*right now***

OR

- ✓ Attend the next ATAA meeting as a visitor for free (with special invitation) and then become a member
- ✓ Subscribe on-line at: www.ataa.asn.au
- ✓ Email to: info@ataa.asn.au and ask for more information.