

Trading/Investing Strategies

Dividend Harvesting


Robert Brain
January 2020
(Brainy's *Share Market Toolbox*)

© Copyright 2019-2020 Robert B. Brain — Brainy's Share Market Toolbox — www.robbrain.com Version 3(c)

Dividend Harvesting

Introduction

Interested in investing in dividends?
Isn't it easy?
Isn't it straight forward?
Are there any catches?




© Copyright 2019-2020 Robert B. Brain — Brainy's Share Market Toolbox — www.robbrain.com 2

Dividend Harvesting

Isn't it simple?

Can we not:-

- ...find a list of good dividend payers?
- ...buy-and-hold the stock for years?
- ...easily find the ex-div dates?
- ...follow the published dividend strategies?
- Easy! Isn't it??



© Copyright 2019-2020 Robert B. Brain — Brainy's Share Market Toolbox — www.robbrain.com 3

Dividend Harvesting

Dividend Harvesting

Session purpose

- Share some observations about dividends and share price performance — they might be surprising!
- Explain some of the key details about dividends
- Show some example share price charts
- Refute the claims about simple dividend strategies
- Explain how to find relevant details about dividends.



© Copyright 2019-2020 Robert B. Brain — Brainy's Share Market Toolbox — www.robertbrain.com

4

Dividend Harvesting

About... Robert Brain

Nimble Short term Investor
consultant, educator and part-time* share trader
web-based sharemarket-support business

- Many years experience as trainer, presenter, conference facilitator (*Scouts*)
- Share Market – active 15+ years* (slowly at first)
- Chartist ie. technical analyst (ATAA member and national director)
- Provide support and tuition to traders and investors **Brainy's Share Market Toolbox**
- Member Mensa
- Engineering Degree (structured thinking with an eye for charts and diagrams)
- 30+ years – professional experience (IT and management)
- **No AFS license!** (Can't give advice)
- **BullCharts software** (convenor Australian BullCharts User Group and authorised reseller with special pricing)



Conflict of interest?

* - Not yet enough capital to live off the proceeds of trading (after trading as a hobby until a career change in 2008).



© Copyright 2019-2020 Robert B. Brain — Brainy's Share Market Toolbox — www.robertbrain.com

5

Dividend Harvesting

Important Notice — No Advice!

- This presentation does not include any advice.
- For proper advice, your personal financial situation needs to be considered.
- This presentation is pure education, only for your general awareness.
- There are no recommendations to take any action, or to invest any money in any way.
- Always consult a properly licensed advisor before making investment decisions.



© Copyright 2019-2020 Robert B. Brain — Brainy's Share Market Toolbox — www.robertbrain.com

7

Dividend Harvesting

Dividend Harvesting

Important Notice



© Copyright 2019-2020 Robert B. Brain — Brainy's Share Market Toolbox — www.robertbrain.com

ATAA General Disclaimer

The ATAA provides general material and information through presentations and publications with the aims of promoting the theory and practice of technical analysis and assisting its members to become more competent technical analysts.

Any material or information provided is made available for general personal use and education only. The ATAA makes no warranties as to the accuracy or completeness of any information provided. The information provided does not constitute financial product advice. The ATAA makes no recommendations to invest in any financial product nor to use any particular methods of investing.

It is strongly recommended that you seek independent professional advice before making any financial decision or proceeding with any investment. The ATAA directors, affiliates, officers, employees, agents, contractors, successors and assigns, will not accept any liability for any loss, damage or other injury resulting from use of the information provided.

The information provided may include views and statements of third parties and do not necessarily reflect the views of the ATAA. The ATAA has taken all care to ensure that the material presented or published is based on information from sources that are considered reliable but takes no responsibility for the relevance and accuracy of this information. Further, the presence of any third party material does not constitute an endorsement of the material itself nor any associated organisations, products or services.

Dividend Harvesting

Dividend payers

- Some companies pay dividends year after year, fairly reliably
- Find a list with internet search? (eg. Google)

© Copyright 2019-2020 Robert B. Brain — Brainy's Share Market Toolbox — www.robertbrain.com

Dividend Harvesting

Dividend Harvesting

Dividend strategies

- Do a Google search for:
Dividend Strategy
- Many search results yield something like:
“You’ve probably heard of the dividend investing strategy. It involves buying shares of companies that pay good, quality dividends and sitting back and watching money flow into your brokerage account, potentially helping you live off your passive income.”

[Source: www.thebalance.com]

But is it that simple?



© Copyright 2019-2020 Robert B. Brain — Brainy’s Share Market Toolbox — www.robertbrain.com

12

Dividend Harvesting

Dividend “principles”

- It is common for the share price to rally into the ex-div date, and then...
- To fall on the ex-div date by the amount of the dividend.

BUT!!
Is this information true and reliable??



© Copyright 2019-2020 Robert B. Brain — Brainy’s Share Market Toolbox — www.robertbrain.com

13

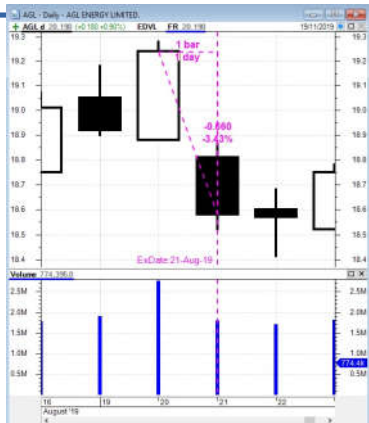
Dividend Harvesting

AGL — fell on ex-div date

AGL:

- ex-div 21 Aug
- div = 64c
- price fall = 66c

But, what happened prior?
Did the share price rally prior?



© Copyright 2019-2020 Robert B. Brain — Brainy’s Share Market Toolbox

Dividend Harvesting

Dividend Harvesting

AGL was down trending



Dividend Harvesting

Price performance

What do we think about that?



Let's view more example price charts:

- DJW, AMC, MQG
- CBA, BHP, AWC

© Copyright 2019-2020 Robert B. Brain — Brainy's Share Market Toolbox — www.robertbrain.com

16

Dividend Harvesting

Price performance

On the following price charts, look for:

- Share price rallying into the ex-div date;
- A share price fall on the ex-div date that is the same as the value of the dividend.

© Copyright 2019-2020 Robert B. Brain — Brainy's Share Market Toolbox — www.robertbrain.com

17

Dividend Harvesting

Dividend Harvesting

Price performance — DJW



Good rally for many weeks, then plateaued for a few days, then fell heavily into/before the ex-div date.

This div = 10c
Div this year = 20c
Price fall ~ 23c



© Copyright 2019-2020 Robert B. Brain — Brainy's Share Market Toolbox — www.robertbrain.com

18

Dividend Harvesting

Price performance — AMC



Reasonable rally for many weeks (but including price congestion for a few weeks), then hit the ex-div date and kept going!!



© Copyright 2019-2020 Robert B. Brain — Brainy's Share Market Toolbox — www.robertbrain.com

19

Dividend Harvesting

Price performance — MQG



Good rally for many weeks, then fell off a cliff before the ex-div date. Perhaps an announcement triggered this?



© Copyright 2019-2020 Robert B. Brain — Brainy's Share Market Toolbox — www.robertbrain.com

20

Dividend Harvesting

Dividend Harvesting

Price performance — CBA



Price congestion for weeks, then crash into the ex-div date, followed by a strong rally!



© Copyright 2019-2020 Robert B. Brain — Brainy's Share Market Toolbox — www.robertbrain.com

21

Dividend Harvesting

Price performance — BHP



Price congestion for weeks, then crash into the ex-div date, with a price rally starting a few days before.



© Copyright 2019-2020 Robert B. Brain — Brainy's Share Market Toolbox — www.robertbrain.com

22

Dividend Harvesting

Price performance — AWC



Downtrend into the ex-div date, followed by a strong rally!



© Copyright 2019-2020 Robert B. Brain — Brainy's Share Market Toolbox — www.robertbrain.com

23

Dividend Harvesting

Dividend Harvesting

What about the “principles”

So, is there much truth in this:

- Common for the share price to rally into the ex-div date, and then...
- To fall on the ex-div date by the amount of the dividend.

Does it happen much?



© Copyright 2019-2020 Robert B. Brain — Brainy's Share Market Toolbox — www.robertbrain.com

24

Dividend Harvesting

Observations

From these price charts:



- The share price can be falling in the days before ex-div date
- The share price does NOT typically fall by the amount of the dividend on the ex-dividend date!!



© Copyright 2019-2020 Robert B. Brain — Brainy's Share Market Toolbox — www.robertbrain.com

25

Dividend Harvesting

Published strategies

So, what do we think about the “published” and promoted dividend strategies?

That is:



- (a) Buy and hold and take the div, OR
- (b) Buy before the div to take the dividend and maybe sell sometime after if we need to.



© Copyright 2019-2020 Robert B. Brain — Brainy's Share Market Toolbox — www.robertbrain.com

26

Dividend Harvesting

Dividend Harvesting

Realistic strategies

There are at least two possible and realistic strategies:

- (a) Buy in advance and hold for the **dividend**, or
- (b) Buy in advance so as to profit from the **capital gain**.

Might this work?

And many of us will remember to rely on a good **Exit Strategy** to protect capital!!

© Copyright 2019-2020 Robert B. Brain — Brainy's Share Market Toolbox — www.robertbrain.com

27

Dividend Harvesting

About dividends

Let's talk about the key details to do with dividends...

© Copyright 2019-2020 Robert B. Brain — Brainy's Share Market Toolbox — www.robertbrain.com

28

Dividend Harvesting

About dividends

- A dividend is paid out from company profit (usually)
- Many companies pay half-yearly
- Some companies pay, and some don't
- The amount and timing of dividends can change over time
- Amount and timing details are announced at varying dates/times.

© Copyright 2019-2020 Robert B. Brain — Brainy's Share Market Toolbox — www.robertbrain.com

29

Dividend Harvesting

Dividend Harvesting

About key dates

Some companies publish “key dates” well in advance:

- Announcement / Declaration Date
- Ex-Dividend Date
- Record Date
- Payment Date.

Dividend Harvesting

About key dates

Let’s see some samples...

What about tax implications?
See sparse comments below

Dividend Harvesting

“Key dates”

- Some companies announce “key dates” ...

Date	Time	Info	Headline	Pages
13/09/2019	08:22	[B]	App 3B - Dividend Reinvestment Plan allotment	8
29/08/2019	18:47	[B]	Update - Dividend/Distribution - ARG	5
29/08/2019	18:46	[B]	2019 - final dividend	1
12/08/2019	12:02	[B]	Dividend/Distribution - ARG	5
12/08/2019	08:48	[B]	Preliminary Final Report for year ended 30 June 2019	20
02/07/2019	09:40	[B]	Key dates	1

Dividend Harvesting

Dividend Harvesting

ARGO Investments Limited
 Investment in Australia

2 July 2019
 The Manager
 Company Announcements
 ASX Limited

Head Office
 Level 25, 21 King William Street,
 Adelaide, South Australia 5000

Telephone: (08) 8219 2020
 Facsimile: (08) 8211 2328
 Email: news@argoinvestments.com.au

Business Office
 Level 37, 136 George Street,
 Sydney, New South Wales 2000

Telephone: (02) 8219 4700
 Facsimile: (02) 8219 4777
www.argoinvestments.com.au

ARG — Early announcement of key dates

ARGO Investments Limited (ARGO) advises the following key dates which relate to the end of financial year process and the subsequent AGM and investor information meetings:

Key dates	Day	Date
Full year financial result Announcement - year ended 30 June 2019	Monday	12 August 2019
Final Dividend (subject to Board approval)		
Ex-dividend date	Friday	23 August 2019
Record date	Monday	26 August 2019
Last election date for DRP	Tuesday	27 August 2019
Payment date	Friday	13 September 2019
AGM and investor information meetings		
Annual General Meeting - Adelaide Oval, War Memorial Drive, Adelaide	Monday	21 October 2019
Melbourne information meeting	Tuesday	22 October 2019
Sydney information meeting	Wednesday	23 October 2019
Canberra information meeting	Thursday	24 October 2019
Brisbane information meeting	Friday	25 October 2019
Perth information meeting	Thursday	31 October 2019

© Copyright 2019-2020 Robert B. Brain

Dividend Harvesting

ARG later announcement to the ASX

- on 12 August 2019
- Ex-date
- Record date
- Payment date

Notification of dividend / distribution

Announcement Summary

Entity name
 ARGO INVESTMENTS LIMITED

Security on which the Distribution will be paid
 ARG - ORDINARY FULLY PAID

Announcement Type
 New announcement

Date of this announcement
 Monday August 12, 2019

Distribution Amount
 AUD 0.17000000

Ex Date
 Friday August 23, 2019

Record Date
 Monday August 26, 2019

Payment Date
 Friday September 13, 2019

DRP election date
 Tuesday August 27, 2019 17:00:00

Refer to below for full details of the announcement

11 days
 1 day
 3 weeks

© Copyright 2019-2020 Robert B. Brain — Brain's Share Market Toolbox — www.robertbrain.com

Dividend Harvesting

CBA announcement to the ASX

- on 7 August 2019
- Ex-date
- Record date
- Payment date

Notification of dividend / distribution

Announcement Summary

Entity name
 COMMONWEALTH BANK OF AUSTRALIA

Security on which the Distribution will be paid
 CBA - ORDINARY FULLY PAID

Announcement Type
 New announcement

Date of this announcement
 Wednesday August 7, 2019

Distribution Amount
 AUD 2.31000000

Ex Date
 Wednesday August 14, 2019

Record Date
 Thursday August 15, 2019

Payment Date
 Thursday September 26, 2019

DRP election date
 Friday August 16, 2019 17:00:00

Refer to below for full details of the announcement

1 week!!
 1 day
 6 weeks

© Copyright 2019-2020 Robert B. Brain — Brain's Share Market Toolbox — www.robertbrain.com

Dividend Harvesting

Dividend Harvesting

BHP announcement to the ASX

- on 19 Feb 2019
- Ex-date
- Record date
- Payment date

Notification of dividend / distribution

Announcement Summary

Entity name
BHP GROUP LIMITED

Security on which the Distribution will be paid
BHP - ORDINARY FULLY PAID

Announcement Type
New announcement

Date of this announcement
Tuesday February 19, 2019

Distribution Amount
USD 0.55000000

Ex Date
Thursday March 7, 2019

Record Date
Friday March 8, 2019

Payment Date
Tuesday March 26, 2019

DRP election date
Monday March 11, 2019 17:00:00

Refer to below for full details of the announcement

© Copyright 2019-2020 Robert B. Brain — Brainy's Share Market Toolbox — www.robertbrain.com 36

Dividend Harvesting

AWC announcement to the ASX

- on 23 August 2019
- Ex-date
- Record date
- Payment date

Notification of dividend / distribution

Announcement Summary

Entity name
ALUMINA LIMITED

Security on which the Distribution will be paid
AWC - ORDINARY FULLY PAID

Announcement Type
New announcement

Date of this announcement
Friday August 23, 2019

Distribution Amount
USD 0.04400000

Ex Date
Wednesday August 28, 2019

Record Date
Thursday August 29, 2019

Payment Date
Thursday September 12, 2019

Refer to below for full details of the announcement

© Copyright 2019-2020 Robert B. Brain — Brainy's Share Market Toolbox — www.robertbrain.com 37

Dividend Harvesting

Conclusions?

- You might assume that a company might go “ex-dividend” at about the same date as last year. But will it?
- We will know for sure when the official announcement is made, perhaps only a few days prior!!

© Copyright 2019-2020 Robert B. Brain — Brainy's Share Market Toolbox — www.robertbrain.com 38

Dividend Harvesting

Dividend Harvesting

Dividend research

Where to get useful information about dividends?

- www.ASX.com.au
- BullCharts:
 - The ASX announcements (News Search)
 - Menu option:
Actions > Reports > Upcoming Dividends
- Various information websites...

© Copyright 2019-2020 Robert B. Brain — Brains's Share Market Toolbox — www.robertbrain.com

Dividend Harvesting

Dividend research

List of stocks at various websites:

- Morning star
 - <https://www.morningstar.com.au/Stocks/UpcomingDividends>
- Market Index
 - <https://www.marketindex.com.au/upcoming-dividends>
- Share Dividends
 - <https://www.sharedividends.com.au/upcoming-dividends/>
- Dividend Harvester
 - <https://www.dividendharvester.com.au/>

© Copyright 2019-2020 Robert B. Brain — Brains's Share Market Toolbox — www.robertbrain.com

The screenshot shows the Morningstar website's 'Upcoming Dividends' page. A table lists companies with columns for ASX Code, Company Name, Ex Dividend Date, Dividend Pay Date, Amount, and Franking. Two red boxes highlight the 'Amount' column with the text 'Where is Div Yield?' and the 'Franking' column with the text 'Can sort by "Franking"'. The table includes entries for AVO, INFN, VTH, RIO, TCKISM, TCKOIM, CBA, BMD, SUN, TCKNSP, and JAG.

ASX Code	Company Name	Ex Dividend Date	Dividend Pay Date	Amount	Franking %
AVO	Aveo	27 Jun 2019	30 Sep 2019	4.50	0.00
INFN	Infogen Energy	27 Jun 2019	27 Sep 2019	1.00	0.00
VTH	VitalHarvest Freehold Trust	01 Jul 2019	30 Sep 2019	1.85	0.00
RIO	Rio Tinto	08 Aug 2019	19 Sep 2019	207.58	100.00
TCKISM	---	08 Aug 2019	24 Sep 2019	150.50	0.00
TCKOIM	---	12 Aug 2019	24 Sep 2019	81.20	0.00
CBA	Commonwealth Bank	14 Aug 2019	26 Sep 2019	231.00	100.00
BMD	Baulmin	14 Aug 2019	19 Sep 2019	4.00	0.00
SUN	Sunlight Group	14 Aug 2019	25 Sep 2019	44.00	100.00
TCKNSP	---	14 Aug 2019	25 Sep 2019	46.20	0.00
JAG	Insurance Aust. Grp.	19 Aug 2019	30 Sep 2019	20.00	70.00

Dividend Harvesting

Upcoming Dividends for ASX Companies

Dividends are usually announced to the market 4-6 weeks before the ex-dividend date. To receive a dividend, shares in a company must be purchased BEFORE the ex-dividend date.

ETF and LIC dividend amounts aren't always available.

All amounts in Australian Dollars (AUD).

Code	Company	Days	Ex-Date	Amount	Franking	Type	Pay-Date	Yield
PPC	Past Limited	0	18 Sep 2019	\$0.030	100%	Final	07 Oct 2019	2.54%
SGF	SG Fleet Group Limited	0	18 Sep 2019	\$0.095	100%	Final	10 Oct 2019	3.84%
PSQ	Pacific-Similes Group	0	18 Sep 2019	\$0.035	100%	Final	04 Oct 2019	2.16%
KOKT	Koneit Limited	0	18 Sep 2019	\$0.010	100%	Final	29 Nov 2019	3.57%
WEBB	Webjet Limited	0	18 Sep 2019	\$0.135	100%	Final	10 Oct 2019	1.13%
PEA	Pacific-Energy	0	18 Sep 2019	\$0.015	100%	Final	10 Oct 2019	1.35%

Upcoming Stock Dividends

The following table includes dividends for all stocks that have been announced as of September 17, 2019. Yields are calculated using previous trading day closing share price data.

Code	Company	Amount	Franking %	Ex Dividend Date	Payable Date
SNM	35 NETWORKS	0.01	100.00%	19-09-2019	18-10-2019
CIW	CLIME INVESTMENT MANAGEMENT	0.015	100.00%	19-09-2019	03-10-2019
SPK	SPARK NEW ZEALAND	0.113846	0.00%	19-09-2019	04-10-2019
COH	COCHELEAR	1.75	100.00%	19-09-2019	14-10-2019
CWN	GROWN RESORTS	0.3	25.00%	19-09-2019	04-10-2019
BWK	SWICK MINING SERVICES	0.006	100.00%	19-09-2019	18-10-2019

Dividend Harvesting

Problems

- Remember that companies may not announce the concise dividend payment details until close to the date
- Most available dividend information is limited to the "last" dividend payment, OR the "next" payment if it is due very soon
- Not easy to find complete information.

© Copyright 2019-2020 Robert B. Brain - Brain's Share Market Toolbox - www.robertbrain.com

Dividend Harvesting

Dividend Harvesting

When is next div due?

If “current” div payments are not yet announced, how to estimate when the next div might be due?

- Check historical records to see when last paid (and previous dates)
- Add 6 months (~180 days) to the last ex-div date.



© Copyright 2019-2020 Robert B. Brain — Brainy's Share Market Toolbox — www.robertbrain.com

45

Dividend Harvesting

My Dividend Research

In the August 2019 dividend season

- A study of dividend details for 537 companies
- 229 of these paid dividends.
- Only for my “liquid” stocks (ie. medium to large cap which are trading frequently on the market)



© Copyright 2019-2020 Robert B. Brain — Brainy's Share Market Toolbox — www.robertbrain.com

46

Dividend Harvesting

Research statistics

- 537 stocks
- 229 of these paid dividends
- First ex-dividend date: 9 July 2019
- Last ex-dividend date: 5 Dec 2019
- That is, dividend paying season ran for about 5 months!



© Copyright 2019-2020 Robert B. Brain — Brainy's Share Market Toolbox — www.robertbrain.com

47

Dividend Harvesting

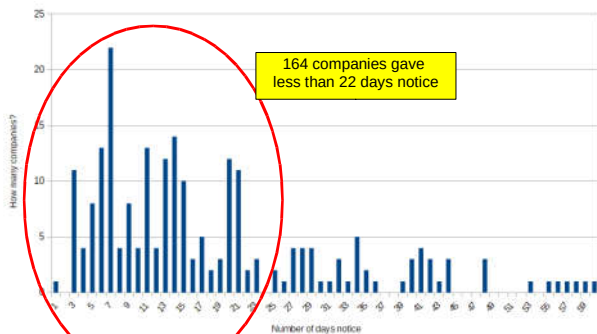
Dividend Harvesting

When did they announce?

- Of 537 stocks
- 12 of these stocks gave advance notice with special announcements (ie. many weeks prior)
- 217 only gave the standard, required ASX announcements.

Dividend Harvesting

How much notice?



Dividend Harvesting

Dividend yield

198 companies paid up to 6% pa

Ann. Div Yield %	No. of stocks
1 to 2	32
2 to 3	49
3 to 4	43
4 to 5	39
5 to 6	35
6 to 7	13
7 to 8	9
8 to 9	4
9 to 10	3
> 10	2

Note: The Dividend Yield amount used and quoted here is the total dividend for the year, so the figure really is "per annum".

Dividend Harvesting

Dividend Harvesting

Conclusion so far

In this study:

- There were many stocks paying reasonable dividends;
- In many cases, **only several days or weeks of notice was given.**

© Copyright 2019-2020 Robert B. Brain – Brainy's Share Market Toolbox – www.robertbrain.com

51

Dividend Harvesting

Historic dividend payments

What about historic dividend details?

How to find this?

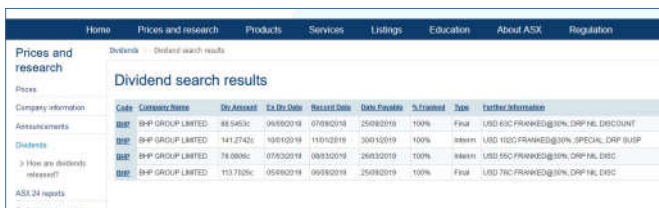
© Copyright 2019-2020 Robert B. Brain – Brainy's Share Market Toolbox – www.robertbrain.com

52

Dividend Harvesting

ASX.com.au...

<https://www.asx.com.au/asx/markets/dividends.do>



The screenshot shows the ASX.com.au website's 'Dividend search results' page. It features a navigation bar with links for Home, Prices and research, Products, Services, Listings, Education, About ASX, and Regulation. The main content area is titled 'Dividend search results' and contains a table with columns: Code, Company Name, Div Amount, Ex Div Date, Record Date, Divs Payable, % Traded, Date, and Further Information. The table lists four entries for BHP GROUP LIMITED, showing dividend amounts ranging from 88.5453c to 113.7285c, ex-dividend dates from 07/08/2018 to 09/08/2018, and record dates from 11/08/2018 to 13/08/2018. The 'Further Information' column includes details like 'Final USD 63C-FRANKED@30% DRP-NE DISCOUNT' and 'Special DRP-BHP'.

Code	Company Name	Div Amount	Ex Div Date	Record Date	Divs Payable	% Traded	Date	Further Information
BHP	BHP GROUP LIMITED	88.5453c	06/08/2018	07/08/2018	25982019	100%	Final	USD 63C-FRANKED@30% DRP-NE DISCOUNT
BHP	BHP GROUP LIMITED	141.2742c	10/08/2018	11/08/2018	30013019	100%	Interim	USD 100C-FRANKED@30% SPECIAL DRP-BHP
BHP	BHP GROUP LIMITED	78.0096c	07/08/2018	08/08/2018	26932019	100%	Interim	USD 59C-FRANKED@30% DRP-NE DISC
BHP	BHP GROUP LIMITED	113.7285c	06/08/2018	09/08/2018	25982019	100%	Final	USD 79C-FRANKED@30% DRP-NE DISC

© Copyright 2019-2020 Robert B. Brain – Brainy's Share Market Toolbox – www.robertbrain.com

53

Dividend Harvesting

Dividend Harvesting

ShareDividends.com.au...

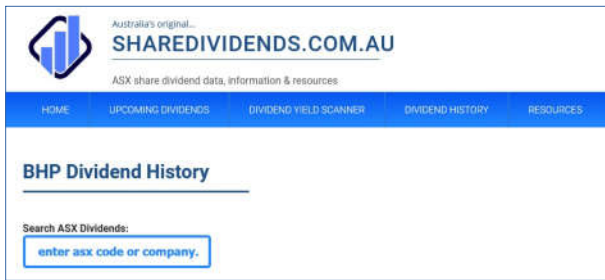
Lots of information about dividend history...

<https://www.sharedividends.com.au/bhp-dividend-history/>

© Copyright 2019-2020 Robert B. Brain — Brainy's Share Market Toolbox — www.robertbrain.com 54

Dividend Harvesting

ShareDividends.com.au...



Australia's original...
SHAREDIVIDENDS.COM.AU
ASX share dividend data, information & resources

HOME UPCOMING DIVIDENDS DIVIDEND YIELD SCANNER DIVIDEND HISTORY RESOURCES

BHP Dividend History

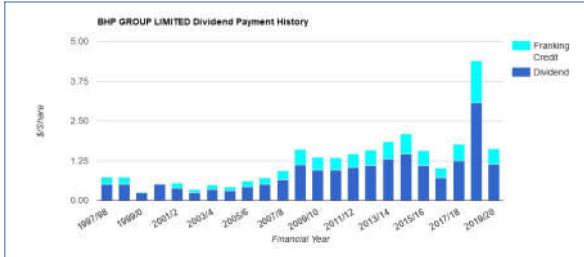
Search ASX Dividends:

More over...!

© Copyright 2019-2020 Robert B. Brain — Brainy's Share Market Toolbox — www.robertbrain.com 55

Dividend Harvesting

ShareDividends.com.au...



BHP GROUP LIMITED Dividend Payment History

Y-axis: \$/Share (0.00 to 5.00)
X-axis: Financial Year (1997/98 to 2019/20)
Legend: Franking Credit (light blue), Dividend (dark blue)

Financial Year	Dividend (\$/Share)	Franking Credit (\$/Share)	Total (\$/Share)
1997/98	0.20	0.10	0.30
1998/99	0.20	0.10	0.30
1999/00	0.20	0.10	0.30
2000/01	0.20	0.10	0.30
2001/02	0.20	0.10	0.30
2002/03	0.20	0.10	0.30
2003/04	0.20	0.10	0.30
2004/05	0.20	0.10	0.30
2005/06	0.20	0.10	0.30
2006/07	0.20	0.10	0.30
2007/08	0.20	0.10	0.30
2008/09	0.20	0.10	0.30
2009/10	0.20	0.10	0.30
2010/11	0.20	0.10	0.30
2011/12	0.20	0.10	0.30
2012/13	0.20	0.10	0.30
2013/14	0.20	0.10	0.30
2014/15	0.20	0.10	0.30
2015/16	0.20	0.10	0.30
2016/17	0.20	0.10	0.30
2017/18	0.20	0.10	0.30
2018/19	0.20	0.10	0.30
2019/20	3.50	1.50	5.00

More over...!

© Copyright 2019-2020 Robert B. Brain — Brainy's Share Market Toolbox — www.robertbrain.com 56

Dividend Harvesting

DIVIDEND PAYMENT HISTORY FOR BHP GROUP LIMITED(BHP)							
Search: <input type="text"/>							
Ex Dividend Date	Record Date	Payable Date	Amount	Franking Rate	Franking Credit	Gross Dividend	Further Information
05-09-2019	06-09-2019	25-09-2019	\$ 1.1370	100.00%	\$ 0.4873	\$ 1.6243	USD 78C FRANKED@30%; DRP NIL DISC; ESTSA
07-03-2019	08-03-2019	26-03-2019	\$ 0.7808	100.00%	\$ 0.3346	\$ 1.1154	USD 55C FRANKED@30%; DRP NIL DISC
10-01-2019	11-01-2019	30-01-2019	\$ 1.4127	100.00%	\$ 0.6055	\$ 2.0182	USD 102C FRANKED@30% ;SPECIAL; DRP SUSP
06-09-2018	07-09-2018	25-09-2018	\$ 0.8855	100.00%	\$ 0.3795	\$ 1.2649	USD 63C FRANKED@30%; DRP NIL DISCOUNT
08-03-2018	09-03-2018	27-03-2018	\$ 0.7059	100.00%	\$ 0.3025	\$ 1.0084	US 55C FRANKED @30%
07-09-2017	08-09-2017	26-09-2017	\$ 0.5295	100.00%	\$ 0.2269	\$ 0.7564	US 43C FRANKED @30%
09-03-2017	10-03-2017	28-03-2017	\$ 0.5318	100.00%	\$ 0.2279	\$ 0.7597	US 40C FRANKED @30%; EST AID

Dividend Harvesting

Tax issues?

- Refer to ATO:**
https://www.ato.gov.au/Forms/You-and-your-shares-2013-14/?page=11#Holding_period_rule

See over.../

Australian Government
Australian Taxation Office

Enter search term

Home Individuals Business Not-for-profit Super Tax professionals About ATO

You and your shares 2013-14

You might not be entitled to claim a franking tax offset

Your entitlement to a franking tax offset may be affected by:

- the holding period rule
- the related payments rule
- the dividend washing integrity rule.

The holding period rule and the related payments rule prevent you from claiming the franking credit even if a dividend is accompanied by a dividend statement advising that there is a franking credit attached to the dividend.

Your entitlement to a franking tax offset can also be affected if:

- you, or your company, undertake a dividend streaming or stripping arrangement, or
- you enter into a scheme to get franking credits (referred to as franking credit trading).

Holding period rule

The holding period rule requires you to continuously hold shares 'at risk' for at least 45 days (90 days for certain preference shares) to be eligible for the franking tax offset. However, under the small shareholders exemption this rule does not apply if your total franking credit entitlement is below \$5,000, which is roughly equivalent to receiving a franked dividend of \$11,666 (based on the current tax rate of 30% for companies).

Dividend Harvesting

Dividend Harvesting

Tax complications

If your situation is impacted* by “the 45-day rule”, then make sure to hold for 45 days.

- Calculate the date that is 45 days **BEFORE** the ex-div date so you can buy before that date and hold until ex-div; OR
- Calculate the date 45 days **AFTER** the ex-div date so you can buy just before ex-div date

* – Note that you might NOT be impacted, so seek tax advice.



© Copyright 2019-2020 Robert B. Brain – Brainy's Share Market Toolbox – www.robertbrain.com

60

Dividend Harvesting

My strategy thoughts

- Could look at the share price months in advance; but dividend details might not be known for a long time;
- Dividend yield? — Might change until the details are announced;
- Be mindful of the Dividend Yield. Many investors will NOT chase a value less than about 4%.



© Copyright 2019-2020 Robert B. Brain – Brainy's Share Market Toolbox – www.robertbrain.com

61

Dividend Harvesting

My strategy thoughts #2

- In the approach to Dividend Season, run a weekly BullCharts scan (on weekly price data) in search of dividend details;
- Sort the scan by “ex-div date”;
- For any companies whose details are not yet known, take the last ex-div date and add about 6 months to find approx expected ex-div date.



© Copyright 2019-2020 Robert B. Brain – Brainy's Share Market Toolbox – www.robertbrain.com

62

Dividend Harvesting

Dividend Harvesting

My BullCharts scan (wkly)

- Show the **Symbol and Security name**; Show the **Ex-dividend date**; Show the **Dividend payable date**
- Show the **Current dividend amount** (\$.c)
- Show the **Total dividend per share** (pa) — The total of the interim and final dividend amounts.
- Show the **Dividend yield** (%pa) — The total dividend per share divided by the latest end-of-day share price.
- Show the **% Franked** — The franking amount (%)
- Show the **PE Ratio** — The latest Price/Earnings Ratio calculated using the latest end-of-day share price and the last (historic) earnings estimate (which will usually change only 6-monthly).
- Show the **Latest end-of-day share price**; Show the **Market cap** (in millions)
- Calculate the **share price rate of change** — The percentage change in the 30-week Exponential Moving Average (EMA) of the share price over the last 3 weeks. To indicate the approximate change in share price over the previous 3 weeks, for comparison of one company's recent share price performance to another.
- Calculate the **ex-dividend date less 45 days** — To indicate the approximate start of the Holding Period for a possible disposal at about the ex-dividend date.
- Calculate the **ex-dividend date plus 45 days** — To indicate the approximate end of the Holding Period for a possible purchase at about the ex-dividend date.
- Calculate the **ex-dividend date plus 180 days** — This date might be useful for the stocks where the next dividend payment details are not yet announced, as the last payment date plus 6 months might be a good indication of the next possible payment date.



© Copyright 2019-2020 Robert B. Brain — Brainy's Share Market Toolbox — www.robertbrain.com

63

Dividend Harvesting

My weekly scan results

Symbol Name	Key Dates	Announcement Date	Ex Date	Calendar Days to Pay Date	Calendar Days to Ex Date	Div Paid	Div Div	Div Yield	% Franked	PE	Close	Market Cap (\$000000)
Most announced (incl. ETRs)												
CYC	Calsonic Financial Limited	25/06/20	06/07/20	11	41	0.00	0.00	0.00	0.00	11.18	11.18	8.88
MFS	Mutualshare Limited	24/06/20	06/07/20	11	41	0.00	0.00	0.00	0.00	11.18	11.18	8.88
DJA	Domestic Investments Limited	24/06/20	06/07/20	11	41	0.00	0.00	0.00	0.00	11.18	11.18	8.88
AMF	Asiatic Mutual Fund Limited	22/07/20	06/08/20	15	45	0.00	0.00	0.00	0.00	11.18	11.18	8.88
MIL	Milner Capital Group Limited	19/07/20	06/08/20	17	47	0.00	0.00	0.00	0.00	11.18	11.18	8.88
RIO	RIO Iron Limited	05/08/20	06/09/20	2	32	0.00	0.00	0.00	0.00	11.18	11.18	8.88
CSA	Commonwealth State of Australia	05/08/20	06/09/20	2	32	0.00	0.00	0.00	0.00	11.18	11.18	8.88
BGI	Bonington Global Investments Limited	05/08/20	06/09/20	2	32	0.00	0.00	0.00	0.00	11.18	11.18	8.88
SGS	Scotts Group Limited	05/08/20	06/09/20	2	32	0.00	0.00	0.00	0.00	11.18	11.18	8.88
SUN	Sunrise Group Limited	05/08/20	06/09/20	2	32	0.00	0.00	0.00	0.00	11.18	11.18	8.88
GLD	Goldcorp Limited	28/07/20	05/08/20	38	20	0.00	0.00	0.00	0.00	11.18	11.18	8.88
ANU	Ansell Limited	15/08/20	05/09/20	11	41	0.00	0.00	0.00	0.00	11.18	11.18	8.88
MFC	Mutualshare Financial Group Limited	14/07/20	05/08/20	11	41	0.00	0.00	0.00	0.00	11.18	11.18	8.88
CPC	Crash Car Group Limited	28/07/20	05/08/20	38	20	0.00	0.00	0.00	0.00	11.18	11.18	8.88
INS	Insurance Australia Group Limited	08/08/20	05/09/20	28	11	0.00	0.00	0.00	0.00	11.18	11.18	8.88
CPG	Computershare Limited	14/08/20	05/09/20	11	41	0.00	0.00	0.00	0.00	11.18	11.18	8.88
HTL	HTL Limited	14/08/20	05/09/20	11	41	0.00	0.00	0.00	0.00	11.18	11.18	8.88
AGL	AGL Energy Limited	08/08/20	05/09/20	28	11	0.00	0.00	0.00	0.00	11.18	11.18	8.88
SGP	The Star Government Group Limited	28/08/20	05/09/20	7	37	0.00	0.00	0.00	0.00	11.18	11.18	8.88
TAN	Tanqueray Holdings Limited	14/08/20	05/09/20	11	41	0.00	0.00	0.00	0.00	11.18	11.18	8.88
20H	20H Financial Limited	14/08/20	05/09/20	11	41	0.00	0.00	0.00	0.00	11.18	11.18	8.88
MCN	Monadelphous Mining Limited	14/08/20	05/09/20	11	41	0.00	0.00	0.00	0.00	11.18	11.18	8.88
QBE	QBE Insurance Group Limited	20/08/20	05/09/20	16	36	0.00	0.00	0.00	0.00	11.18	11.18	8.88
ASC	Aspac Investments Limited	12/08/20	05/09/20	24	11	0.00	0.00	0.00	0.00	11.18	11.18	8.88
CGC	The Clean Energy Group Limited	20/08/20	05/09/20	16	36	0.00	0.00	0.00	0.00	11.18	11.18	8.88
PCV	Perpetua Ltd	28/08/20	05/09/20	7	37	0.00	0.00	0.00	0.00	11.18	11.18	8.88
ILK	Iluka Resources Limited	20/08/20	05/09/20	16	36	0.00	0.00	0.00	0.00	11.18	11.18	8.88



© Copyright 2019-2020 Robert B. Brain — Brainy's Share Market Toolbox — www.robertbrain.com

65

Dividend Harvesting

References #1

- Morning star
 - <https://www.morningstar.com.au/Stocks/UpcomingDividends>
- Market Index
 - <https://www.marketindex.com.au/upcoming-dividends>
- Share Dividends
 - <https://www.sharedividends.com.au/upcoming-dividends/>
- Dividend Harvester
 - <https://www.dividendharvester.com.au/>



© Copyright 2019-2020 Robert B. Brain — Brainy's Share Market Toolbox — www.robertbrain.com


66

Dividend Harvesting

Dividend Harvesting

References #2


- ATO and tax implications
 - https://www.ato.gov.au/Forms/You-and-your-shares-2013-14/?page=11#Holding_period_rule
- Shopping for shares (Tracey Edwards)
 - <https://shoppingforshares.com/dividend-stripping-strategy/>

 © Copyright 2019-2020 Robert B. Brain — Brain's Share Market Toolbox — www.robertbrain.com 67

Dividend Harvesting

SUMMARY

- Dividend harvesting
- Not as simple as some people make out
- Useful information is not that easy to get.
- A dividend harvesting strategy may not be straight forward.

 © Copyright 2019-2020 Robert B. Brain — Brain's Share Market Toolbox — www.robertbrain.com 68

Dividend Harvesting

BTW

- I send occasional email to interested people
- My **Share Market Toolbox** web site:
 - Toolbox Members receive weekly email with (charts) analysis of our market
 - And there's lots more (stop loss, trends, etc...)
- Register for free and not miss out.
- Visit: www.robertbrain.com

 © Copyright 2019-2020 Robert B. Brain — Brain's Share Market Toolbox — www.robertbrain.com 69

Dividend Harvesting

Dividend Harvesting

Don't forget my Toolbox

- Brainy's **Share Market Toolbox**
 - www.robertbrain.com
 - Loads of eBook (PDF) Articles
 - Info: share market, charting, BullCharts
 - Weekly Market Updates and Watch List
 - monthly e-Newsletters
- Good software – BullCharts
www.robertbrain.com/bullcharts/
- My contact details:
web site above, or phone: 0438 355 910



 © Copyright 2019-2020 Robert B. Brain — Brainy's Share Market Toolbox — www.robertbrain.com

70

Dividend Harvesting

ATAA — networking, etc.

For totally unbiased and broad support:



Australian
Technical Analysts
Association

- Seven locations around Australia
- Monthly meetings
- Lots of resources —
www.ataa.com.au

 © Copyright 2019-2020 Robert B. Brain — Brainy's Share Market Toolbox — www.robertbrain.com

71

Dividend Harvesting

THE END

See free stuff here:
www.robertbrain.com/free

Thank you.

www.robertbrain.com

or phone: 0438 355 910


 © Copyright 2019-2020 Robert B. Brain — Brainy's Share Market Toolbox — www.robertbrain.com

72

Dividend Harvesting

Thank you

Questions?


 © Copyright 2019-2020 Robert B. Brain — Brain's Share Market Toolbox — www.robertbrain.com 73

Dividend Harvesting

Brainy's *Share Market Toolbox*

- More information on this topic and others;
- Technical Analysis information;
- Subscribing Toolbox Members have access to lots more information;
- A special version of this slide set including "Speaker Notes" will soon be available to Toolbox Members.

See details here:
www.robertbrain.com

 © Copyright 2019-2020 Robert B. Brain — Brain's Share Market Toolbox — www.robertbrain.com 74
