

All about ETFs in Australia today



**Brainy's Share Market Toolbox**

# All about ETFs

in Australia today  
(and their monthly? dividends)

*How to find / choose great Australian ETFs  
in which to invest in today's climate.  
An update to the July 2024 presentation.*

September 2025

**Robert B Brain**



© Copyright 2025, Robert B. Brain, Brainy's Share Market Toolbox — [www.robertbrain.com](http://www.robertbrain.com)

Revision 2a

---

---

---


---

---

---

---

---





**Introduction**

## Initial Words of Wisdom

*"The work expands to fill the available time."*

The research for this presentation kept on going...



Does that also apply to your trading activities?  
That too much time is spent on particular aspects of the trading activity? (on the enjoyable aspects)

© Copyright 2025 Robert B. Brain — Brainy's Share Market Toolbox — [www.robertbrain.com](http://www.robertbrain.com)

2

---

---

---

---

---

---

---

---



**Introduction**

## Are you looking for "shares" to buy?

- Many equity market traders / investors are *trend traders*, buying and selling "shares".
- Most "shares" on the market enable you to buy a piece of a specific company.
- But some of the "shares" are actually not shares:
  - Exchange Traded Products (ETPs)
  - Exchange Traded Funds (ETFs)
  - Listed Investment Companies (LICs)
  - REIT (Real Estate Investment Trusts)(these are collectively known as *securities*)

© Copyright 2025 Robert B. Brain — Brainy's Share Market Toolbox — [www.robertbrain.com](http://www.robertbrain.com)

3

---

---

---

---


---

---

---

---

# All about ETFs in Australia today




## Introduction

### How would you like to buy...?

- An equity market “security” that has less risk than buying shares in just one company?
- A “security” that has built-in diversification?
- To buy/sell on the stock market (ie. the ASX)?
- Good liquidity so you can sell when you want to, and at (close to) an expected price?

***ETFs are one type of security that can achieve all this; but with some caveats...***

© Copyright 2025 Robert B. Brain – Brainy’s Share Market Toolbox – [www.cobcbrain.com](http://www.cobcbrain.com)

---

---

---


---

---

---

---


---



## Introduction

### About this presentation

- Focus on, and explain what, an “ETF” is;
- ETFs come in many “flavours” – so what are they?
- Who are the major providers of ETFs in Australia?
- Are all ETFs liquid?
- How to find quality information about ETFs, and how to search for themed ETFs.
- Some ETFs pay monthly (or quarterly) dividends; but which ones?

© Copyright 2025 Robert B. Brain – Brainy’s Share Market Toolbox – [www.cobcbrain.com](http://www.cobcbrain.com)

---

---

---

---

---

---

---

---

### IMPORTANT NOTICE - AUSTRALIAN TECHNICAL ANALYSTS ASSOCIATION

Please note that the views expressed at this meeting are the view of the speakers and members only. They do not represent or reflect the views of the ATAA. The ATAA conducts this meeting as a forum to provide an opportunity for its members to hear the view of speakers and other members.

**Under no circumstances are attendees at this meeting to infer that by allowing speakers and members to speak at this meeting that the ATAA endorses, approves, agrees or promotes the views of such speakers or members. The ATAA does not provide any advice whatsoever regarding any investment in any financial products within the meaning of Section 766B of the Corporations Act or otherwise.**

It is further essential to note that speakers prepare their presentations without taking into account or giving any consideration to the objectives, financial situation or needs of any attendee at this meeting. **Therefore, the views and opinions expressed by the speakers must not be considered personal advice relevant to any specific person's financial position or situation.**

Speakers and members present their views for purposes of education and exchange of views and discussions only. **Therefore it follows that the views expressed must not be acted upon as investment or financial advice or as any advice.**

Attendees must consider the appropriateness of the views expressed in the light of their own objectives financial situation, needs, position and seek professional advice from person(s) who are licensed to give financial, legal and tax advice only.

By attending this meeting you release and discharge the ATAA from all liability loss or damage that you may suffer or sustain (the Loss) and indemnify the ATAA against the loss.

---

---

---

---


---

---

---

---


All about ETFs in Australia today




Introduction

Important Notice — No Advice!

- This presentation does not include any advice.
- For proper advice, your personal financial situation needs to be considered.
- This presentation is pure education, only for your general awareness.
- There are no recommendations to take any action, or to invest any money in any way.
- Always consult a properly licensed advisor before making investment decisions.



© Copyright 2025 Robert B. Brain — Brainy's Share Market Toolbox — [www.robertbrain.com](http://www.robertbrain.com)

---

---

---


---

---

---


---

---




Introduction

Important Notice



No  
predictions

No  
forecasts

© Copyright 2025 Robert B. Brain — Brainy's Share Market Toolbox — [www.robertbrain.com](http://www.robertbrain.com)

---

---

---


---

---

---

---

---





Introduction


About... Robert Brain

**Nimble Short term Investor**  
consultant, educator and part-time\* share trader  
web-based sharemarket-support business

- Many years experience as trainer, presenter, conference facilitator (*Scouts*)
- Share Market — active 20+ years\* (slowly at first)
- Chartist ie. technical analyst (ATAA member and national director)
- Provide support and tuition to traders and investors [Brainy's Share Market Toolbox](#)
- Former member Mensa
- Engineering Degree (structured thinking with an eye for charts and diagrams)
- 30+ years — professional experience (IT and management)
- Do not hold AFS license! (Can't give advice)
- BullCharts software (convenor Australian BullCharts User Group and authorised reseller with special pricing)



**Conflict of interest?**

\* - Not yet enough capital to live off the proceeds of trading (after trading as a hobby until a career change in 2008).  
© Copyright 2025 Robert B. Brain — Brainy's Share Market Toolbox — [www.robertbrain.com](http://www.robertbrain.com)

---

---

---

---


---

---

---

---


# All about ETFs in Australia today



All about “ETFs”...

ETFs – Background

- ETFs were introduced to Australia in August 2001 (the SPDR 50 fund ASX:SFY, and ASX 200 fund ASX:STW and are still trading today, so there’s lots of historical price data);
- In the early days, many ETFs were not liquid enough for traders to trade;
- Today there are more than 390 ETFs on the ASX;
- Many are liquid, but many are not liquid enough;
- Many ETFs follow specific “themes”.

© Copyright 2025 Robert B. Brain — Brainy’s Share Market Toolbox — [www.sharetoolbox.com](http://www.sharetoolbox.com)

10

---

---

---


---

---

---

---

---



All about “ETFs”...


What is an “ETF”?

An ETF is essentially:

- Similar to a Managed Fund\*
- Units in an ETF can be bought and sold (ie. traded),
- via a market Exchange (eg. the ASX)

Hence: **Exchange Traded Fund**

*\* Managed Fund:- A type of investment product that takes investors’ money and invests it into a variety of financial products, and there are a myriad of possible investment options.*

© Copyright 2025 Robert B. Brain — Brainy’s Share Market Toolbox — [www.sharetoolbox.com](http://www.sharetoolbox.com)

11

---

---

---


---

---

---

---

---




All about “ETFs”...

Understanding inside an ETF

- Across the broad gamut of ETFs, there are different “types”, “styles”, make-ups;
- The following slides help to explain this;

***It’s rather complicated.  
I won’t pretend to understand  
how all this works***

© Copyright 2025 Robert B. Brain — Brainy’s Share Market Toolbox — [www.sharetoolbox.com](http://www.sharetoolbox.com)

12

---

---

---

---

---

---

---

---

# All about ETFs in Australia today



All about “ETFs”...

ETFs – Active vs Passive

The **betashares** website\* says:

- **Passive ETFs**:- Are designed purely to match a specific index’s performance before fees. Passive ETFs don’t use professional stock pickers and research specialists to build portfolios and time markets with a view to outperform the benchmark and thus have considerably lower running costs. They also publish all their holdings on a daily basis.
- **Active ETFs**:- Aim to beat the index or achieve a specific return objective by utilizing a significantly higher level of human resources and trading activity. While they can potentially generate higher returns, they also generally charge higher fees for the privilege. Unlike passive ETFs, active funds don’t disclose holdings daily to keep their trades confidential.

Source (2024): <https://www.betashares.com.au/education/what-is-an-etf/#section-7>

© Copyright 2025 Robert B. Brain – Brainy’s Share Market Toolkit – [www.robertbbrain.com](http://www.robertbbrain.com)



13

---

---

---


---

---

---

---

---



All about “ETFs”...

ETF Structures


The **betashares** website\* says:

- **Physical ETFs** – These **own some or all of the underlying securities** that make up a particular benchmark. For example, the Betashares Australia 200 ETF owns all of the underlying securities of the **Solactive\* Australia 200 Index** in order to accurately replicate its performance.
- **Synthetic ETFs** – On the other hand these **use derivatives** to provide exposure to an asset class that is hard to access and own physically. For example, instead of owning barrels of crude oil, a synthetic ETF tracking oil would hold a series of futures contracts that reflect changes in the price of the commodity. As a result, they generally have a higher risk profile and will face different types of risks than their physical counterparts.

Source (2024): <https://www.betashares.com.au/education/what-is-an-etf/#section-11>

\* Note: Solactive Australia 200 index – see next slide.

© Copyright 2025 Robert B. Brain – Brainy’s Share Market Toolkit – [www.robertbbrain.com](http://www.robertbbrain.com)



14

---

---

---

---

---

---

---

---



All about “ETFs”...

Solactive Australia 200 index

- Solactive is a Germany-based index provider operating globally. Since 2007, they’ve been developing tailor-made and multi-asset class index solutions for ETFs and other index-linked investment products with the leading global investment banks and asset managers as clients.
- This index (GTR\*) tracks the price movements of the 200 largest companies from the Australian Securities Exchange. Constituents are selected and weighted based on free-float market capitalization. The index is calculated as a total return index in AUD and reconstituted quarterly.

Source: <https://www.solactive.com/>

\* GTR – Gross Total Return

© Copyright 2025 Robert B. Brain – Brainy’s Share Market Toolkit – [www.robertbbrain.com](http://www.robertbbrain.com)



15

---

---

---

---


---

---

---

---

# All about ETFs in Australia today




All about “ETFs”...

How to “value” an ETF

- Many ETFs (not all) are an “aggregate” of several securities, commodities, assets, etc., so determining their value is straightforward;
- An ETF might own specific shares (eg. FANG ETF);
- An ETF might simply mirror the underlying trading of specific shares, or an index (eg. the XJO);
- This reduces the single-asset risk (via diversification);
- The value of the ETF will nominally be the aggregate of all of the underlying assets.

*BUT this does not apply to all ETFs.*

© Copyright 2025 Robert B. Brain — Brainy's Share Market Toolkit — [www.bobbrain.com](http://www.bobbrain.com)

16

---

---

---


---

---

---

---

---




All about “ETFs”...

Flavours / Themes

The Canstar website describes the different types of ETFs as:

- Australian Broad Based ETFs;
- Australian Sector ETFs;
- Australian Strategy Based ETFs;
- International Broad Based ETFs.

[Source: <https://www.canstar.com.au/etfs/etfs-highest-return/> ]

© Copyright 2025 Robert B. Brain — Brainy's Share Market Toolkit — [www.bobbrain.com](http://www.bobbrain.com)

17

---

---

---


---

---

---

---

---




All about “ETFs”...

Flavours / Themes

ETFs can come in various “flavours” which track specific themes, including:

- Gold-focused, or uranium, or lithium, etc.;
- A selection of NASDAQ stocks (eg. FANG\* stocks);
- The US Magnificent Seven\*\*;
- Income-focused, for regular income (from dividends or distributions);
- Index-tracking ETFs.

\* FANG – Facebook, Amazon, Netflix, Google.  
\*\* Magnificent Seven – Microsoft, Apple, Nvidia, Alphabet, Amazon, Meta, Tesla.  
(These acronyms are now old)

© Copyright 2025 Robert B. Brain — Brainy's Share Market Toolkit — [www.bobbrain.com](http://www.bobbrain.com)

18

---

---

---

---

---

---

---

---

All about ETFs in Australia today



All about "ETFs"...

ETF Providers

Can you name just 6 of the largest ETF providers in Australia?

Here are two...





© Copyright 2025 Robert B. Brain — Brainy's Share Market Toolkit — [www.bobestools.com](http://www.bobestools.com)



19

---

---

---

---

---

---

---


---



All about "ETFs"...

Large ETF Providers in Australia




















© Copyright 2025 Robert B. Brain — Brainy's Share Market Toolkit — [www.bobestools.com](http://www.bobestools.com)



20

---

---

---


---

---

---

---

---



All about "ETFs"...


ETF Providers at Sept 2025 (and Mar 24)

- Betashares 96 (92) ETFs
- Blackrock iShares 53 (49)
- Vaneck 44 (39)
- Global X 46 (35)
- Vanguard 31 (23)
- SPDR 17 (17)
- Cboe (tba, trading only on Cboe market)

- Macquarie 7 (3)
- Magellan 3 (3)
- Platinum 2 (3)
- Perennial Partners 4 (2)
- Perpetual 2 (2)
- Fidelity 5 (not listed)

For perspective,  
see bar chart over .../

© Copyright 2025 Robert B. Brain — Brainy's Share Market Toolkit — [www.bobestools.com](http://www.bobestools.com)



21

---

---

---

---

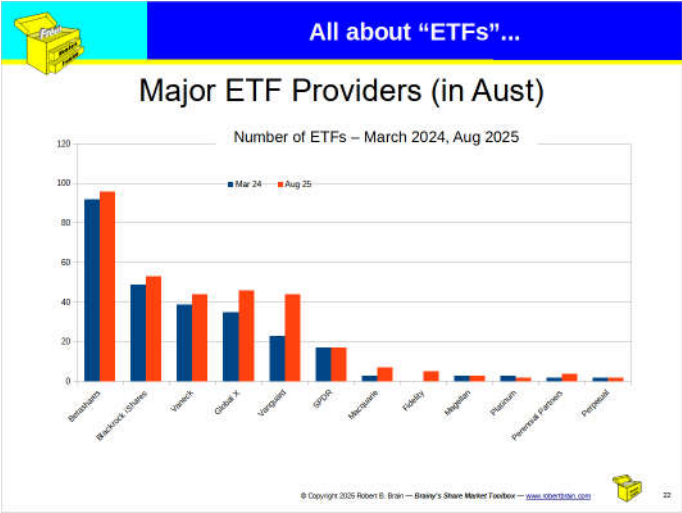
---

---

---

---

All about ETFs in Australia today



---

---

---

---

---


---

---

---

---

---



All about "ETFs"...

### ETF Performance

The Canstar website has reported the following ETF performance for 3-year returns:

Australian Broad Based ETFs	1 Year Return	3 Year Average Annual Return	5 Year Average Annual Return
iShares Edge MSCI Australia Multifactor ETF	16.55%	13.60%	11.56%
Vanguard Ethically Conscious Australian Shares ETF	14.17%	12.98%	N/A
Vanguard MSCI Australian Large Companies Index ETF	9.85%	12.75%	13.21%
iShares Core S&P/ASX 200 ETF	11.77%	12.26%	12.17%
SPDR S&P/ASX 200 Fund	11.82%	12.25%	12.21%

Source: <https://www.canstar.com.au/etfs/etfs-highest-return/> (July 2025)

© Copyright 2025 Robert B. Brain — Brainy's Share Market Toolkit — [www.braintoolkit.com](http://www.braintoolkit.com)

---

---

---

---

---


---

---

---

---

---



All about "ETFs"...

### ETF Funds Under Mgt (FUM)

ETF Provider Rankings by FUM (End of 2024)  
(Rank, Provider, approx. FUM A\$ billion)

1 Vanguard Australia	~67.17
2 BetaShares	~44.52
3 BlackRock's iShares	~42.22
4 VanEck	~23.6
5 Dimensional Fund Advisors	~15
6 Magellan	~10.4

By June 2025, these figures had grown.  
See next slide.../

© Copyright 2025 Robert B. Brain — Brainy's Share Market Toolkit — [www.braintoolkit.com](http://www.braintoolkit.com)

---

---

---

---

---

---


---

---

---

---

All about ETFs in Australia today



All about “ETFs”...

ETF Funds Under Mgt (FUM)

Source: ChatGPT (end of June 2025)

Rank	Issuer	Number of ASX-listed ETFs	Approx. FUM (AUD billions)	Market Share (%)
1	Vanguard	31	\$77.0 B	28.3%
2	BetaShares	94	\$52.4 B	19.3%
3	Blackrock iShares	48	\$47.3 B	17.4%
4	VanEck	45	\$26.6 B	9.8%
5	Dimensional	6	\$16.4 B	6.0%
6	Global X	—	\$10.7 B	3.9%
7	StateStreet (SPDR)	17	\$10.3 B	3.8%
8	Magellan	—	\$9.5 B	3.5%
9	Remaining Issuers	(~149)	~11.6% of market	—
TOTAL:		241	~\$250 B	92.00%

© Copyright 2025 Robert B. Brain — Brainy's Share Market Toolkit — [www.braintoolkit.com](http://www.braintoolkit.com)

---

---

---

---

---


---

---

---

---

---



All about “ETFs”...

ETFs for income

There are about 13 ETFs\* that pay monthly dividends (and some more that pay quarterly) including:

- HBRD – BetaShares
- HVST – BetaShares
- MMKT – BetaShares
- HYLD – BetaShares

- AAA – BetaShares
- BILL – iShares
- ISEC – iShares
- EIGA – Perennial

\* – In addition there are LICs that pay monthly dividends, including: WMX (WAM), PL8 (Plato).

Source: ChatGPT, July 2025

© Copyright 2025 Robert B. Brain — Brainy's Share Market Toolkit — [www.braintoolkit.com](http://www.braintoolkit.com)

---

---

---

---

---


---

---

---

---

---



All about “ETFs”...

ETFs for income

There are about 13 ETFs that pay monthly dividends and at least 4 that pay quarterly, including:

Symbol	Name	Comment
29BB	Beta 29BB ETF Units	
30BB	Beta 30BB ETF Units	
AAA	BetaSharescashETF ETF Units	
BILL	iShares Core Cash ETF Units	
EIGA	Perennial Income ETF Units	
HBRD	Beta Active Hybrids ETF Units	
HVST	Beta Divharvester ETF Units	
HYLD	Betaushighlydiv ETF Units	
INCM	Beta Global High Div ETF Units	qtrly
ISEC	iShares Enhancd Cash ETF Units	
MMKT	Betauscashplus ETF Units	
PL8	Plato Income Maximiser Limited	
QMAX	Betaandryieldma ETF Units	qtrly
ROYL	Betaagloballoyalties ETF Units	
UMAX	Beta S&P500 Yieldmax ETF Units	qtrly
WMX	Wam Income Maximiser Limited	
YMAX	BetaSharesyieldmax ETF Units	qtrly

© Copyright 2025 Robert B. Brain — Brainy's Share Market Toolkit — [www.braintoolkit.com](http://www.braintoolkit.com)

---

---

---

---

---

---

---

---

---

---

All about ETFs in Australia today



All about "ETFs"...

ETFs for income

Good, useful reading:  
<https://www.betashares.com.au/learn/income/>

Here's a quick look at some income-paying  
ETF price charts...

Daily charts, showing **Daily Value Traded**,  
and ex-dividend date if relevant.

© Copyright 2025 Robert B. Brain — Brain's Share Market Toolbox — [www.sharemarkettoolbox.com](http://www.sharemarkettoolbox.com)



25

---

---

---

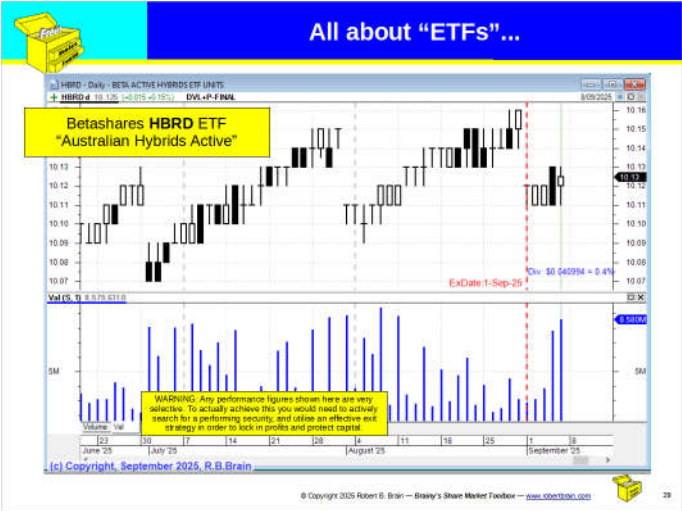
---

---

---

---

---



---

---

---

---

---

---

---

---



---

---

---

---

---

---

---

---

All about ETFs in Australia today



---

---

---

---

---

---

---

---

---

---



---

---

---

---

---

---

---

---

---

---

All about "ETFs"...

About Betashares AAA

Fund objective:

- "ASX:AAA aims to provide exposure to Australian cash deposits, with attractive monthly income distributions that exceed the 30-day Bank Bill Swap Rate (BBSW) (after fees and expenses)."
- "Assets are invested in deposit accounts held with selected banks in Australia."

Source:  
<https://www.betashares.com.au/fund/high-interest-cash-etf/>

© Copyright 2025 Robert B. Brain — Brain's Share Market Toolbox — [www.sharemarkettoolbox.com](http://www.sharemarkettoolbox.com)

33

---

---

---

---

---

---

---

---

---

---

All about ETFs in Australia today



---

---

---

---

---

---

---

---

---

---



---

---

---

---

---

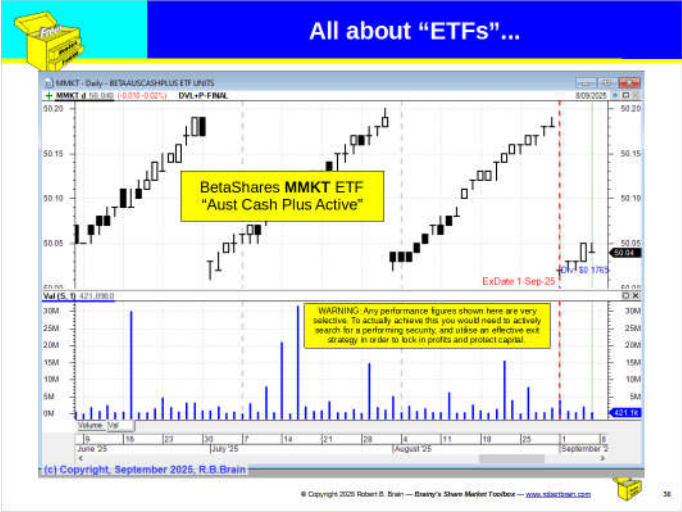
---

---

---

---

---



---

---

---

---

---

---


---

---

---

---

All about ETFs in Australia today




All about “ETFs”...

How do traders / investors choose?

Traders/investors select securities in different ways:

- Based on a view that will be beneficial long term;
- An opinion that a particular sector, or commodity, etc will soon become “valuable”;
- A company presentation or update shows promise;
- The taxi driver said so;
- Simple uptrend on the chart.

© Copyright 2025 Robert B. Brain — Brainy's Share Market Toolbox — [www.bobestools.com](http://www.bobestools.com)



37

---

---

---


---

---

---

---

---




All about “ETFs”...

BEWARE!

Viewing the following slides  
might be injurious to  
your capital wealth

WARNING: Any performance figures shown on the following slides are very selective.  
To actually achieve this you would need to actively search for a “performing” security, and utilise an effective *exit strategy* in order to **lock in profits** and **protect capital**. There are NO recommendations to participate!!

© Copyright 2025 Robert B. Brain — Brainy's Share Market Toolbox — [www.bobestools.com](http://www.bobestools.com)



38

---

---

---


---

---

---

---

---




All about “ETFs”...

Sample price charts

On the following ETF price charts...

**Weekly** charts, showing **Weekly Value Traded**, and ex-dividend date if relevant.

© Copyright 2025 Robert B. Brain — Brainy's Share Market Toolbox — [www.bobestools.com](http://www.bobestools.com)



39

---

---

---

---

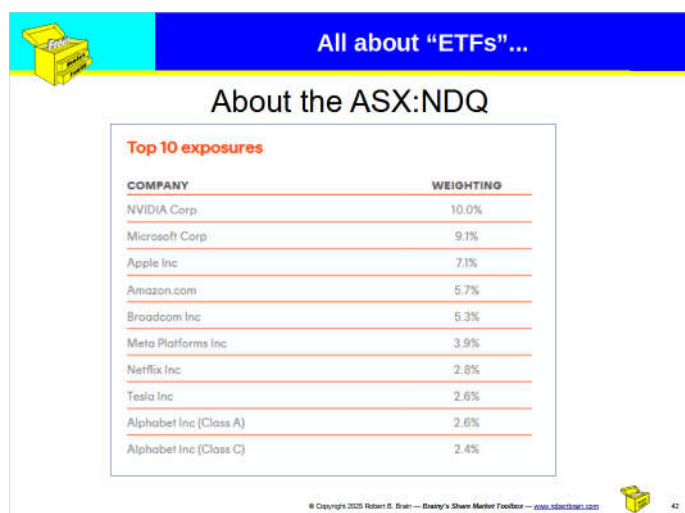
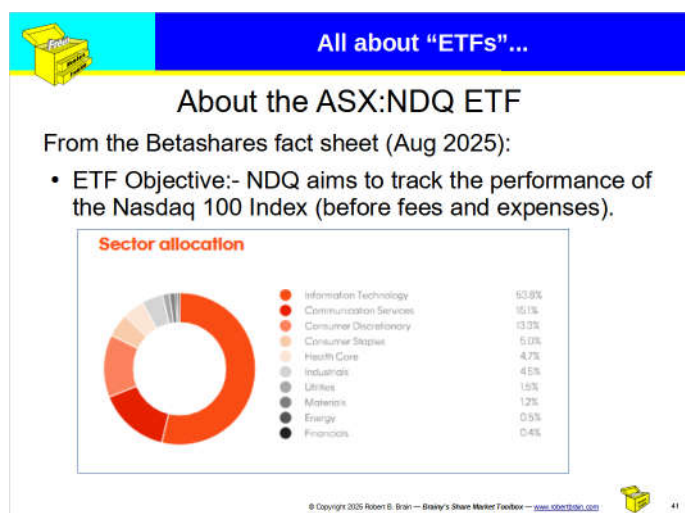
---

---

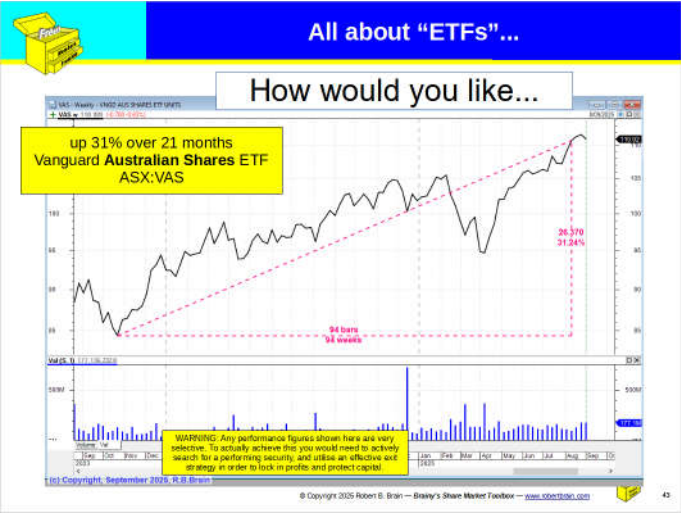
---

---

## All about ETFs in Australia today



All about ETFs in Australia today



---

---

---

---

---

---

---

---



---

---

---

---

---

---

---

---



---

---

---

---

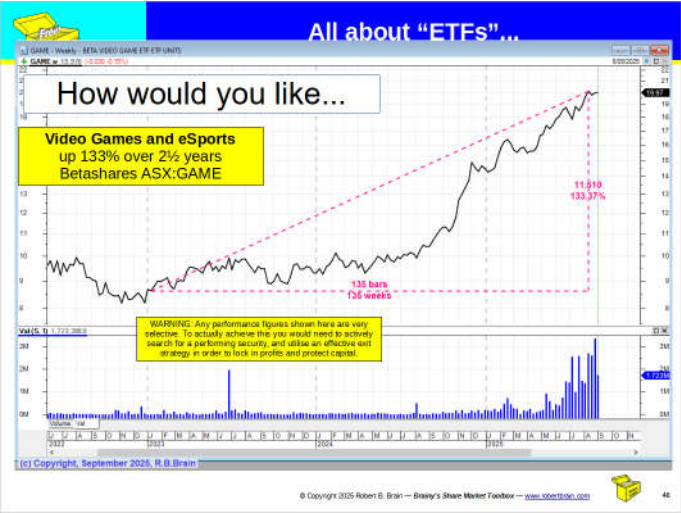
---

---

---

---

All about ETFs in Australia today



---

---

---

---

---

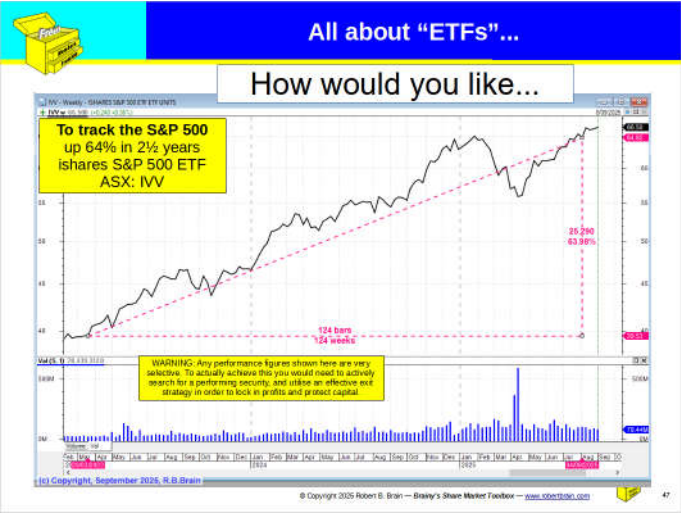
---

---

---

---

---



---

---

---

---

---

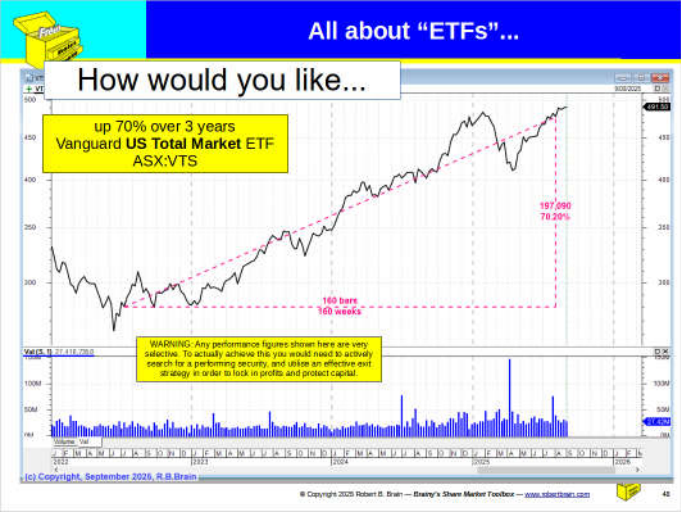
---

---

---

---

---



---

---

---

---

---

---

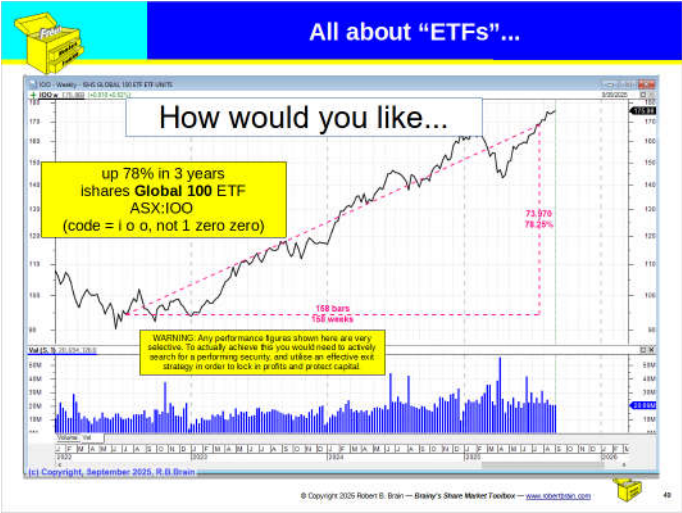
---

---

---

---

All about ETFs in Australia today



---

---

---

---

---

---

---

---

---

---



---

---

---

---

---

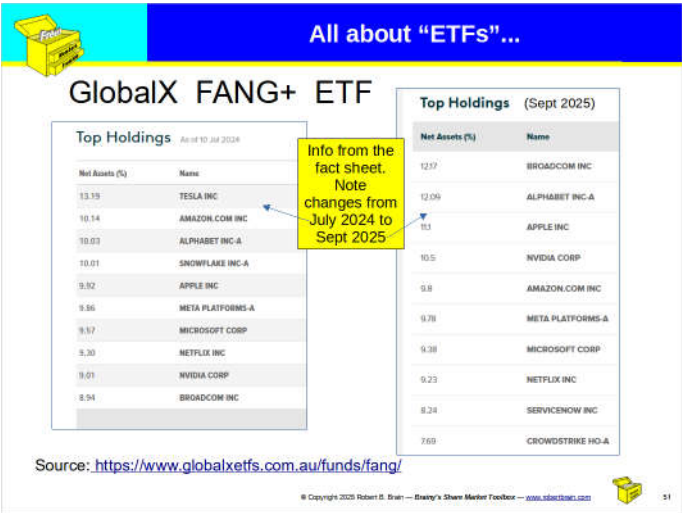
---

---

---

---

---



---

---

---

---

---

---

---

---

---

---

All about ETFs in Australia today



---

---

---

---

---

---

---

---

---

---



---

---

---

---

---

---

---

---

---

---



---

---

---

---

---

---

---

---

---

---

All about ETFs in Australia today



---

---

---

---

---

---

---

---

---

---



---

---

---

---

---

---

---

---

---

---



---

---

---

---

---

---

---

---

---

---

All about ETFs in Australia today



---

---

---

---

---

---

---

---

---

---



---

---

---

---

---

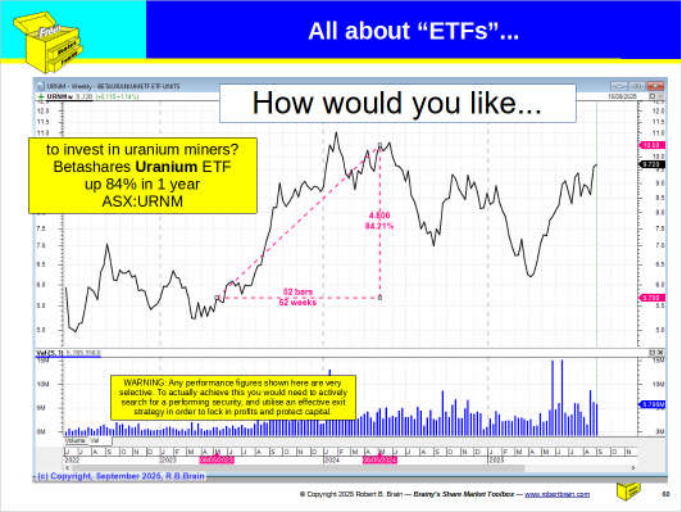
---

---

---

---

---



---

---

---

---

---

---

---

---

---

---

All about ETFs in Australia today



---

---

---

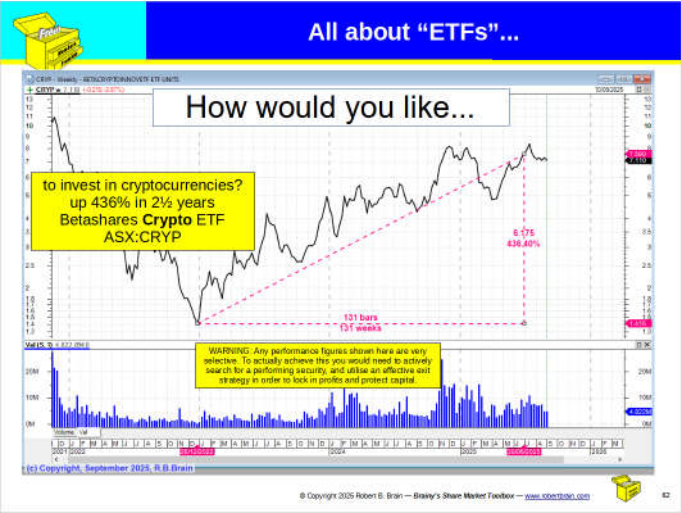
---

---

---

---

---



---

---

---

---

---

---

---

---



---

---

---

---

---

---

---

---

All about ETFs in Australia today



---

---

---


---

---

---

---

---




All about "ETFs"...

WARNING: Any performance figures shown on the preceding slides are very selective. To actually achieve this you would need to actively search for a "performing" security, and utilise an effective **exit strategy** in order to **lock in profits** and **protect capital**.

There is no recommendation or advice!!

© Copyright 2025 Robert B. Brain — Brainy's Share Market Toolbox — [www.brainyshare.com](http://www.brainyshare.com)



---

---

---


---

---

---

---

---




All about "ETFs"...

Are there enough ETFs?

- There are lots of ETFs to choose from (~390), so how to choose?
- There are some good websites...

© Copyright 2025 Robert B. Brain — Brainy's Share Market Toolbox — [www.brainyshare.com](http://www.brainyshare.com)



---

---

---

---

---

---

---

---

All about ETFs in Australia today




All about “ETFs”...

Market Index

The Market Index website has some good tips:  
<https://www.marketindex.com.au/news/4-tips-and-tricks-every-asx-etf-investor-should-know>



© Copyright 2025 Robert B. Brain — Brainy's Share Market Toolbox — [www.investopia.com](http://www.investopia.com)



67

---

---

---

---

---


---

---

---

---

---



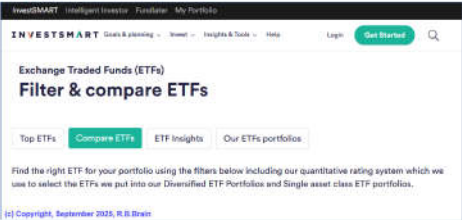
All about “ETFs”...

InvestSmart

The InvestSmart website has several options:


- A list of “Top ETFs”
- Compare ETFs
- List of ETF “insights”

<https://www.investsmart.com.au/etf/compare-top-performing-exchange-traded-funds>



© Copyright, September 2025, R.B.Brain

© Copyright 2025 Robert B. Brain — Brainy's Share Market Toolbox — [www.investopia.com](http://www.investopia.com)



62

---

---

---

---

---


---

---

---

---

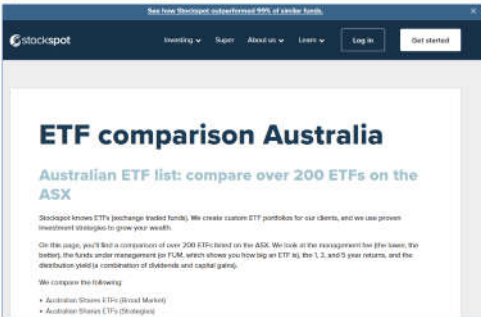
---



All about “ETFs”...


StockSpot

ETFs compared at StockSpot:  
<https://www.stockspot.com.au/what-are-etfs/etfs-compared/>



© Copyright, September 2025, R.B.Brain

© Copyright 2025 Robert B. Brain — Brainy's Share Market Toolbox — [www.investopia.com](http://www.investopia.com)



63

---

---

---

---

---

---


---

---

---

---

All about ETFs in Australia today



All about "ETFs"...

Morningstar

Australian ETFs listed at Morningstar:  
<https://www.morningstar.com.au/investments/ideas/australian-etfs>

Search

Home

Markets

Investments

News and Insights

Learn

About

Australian ETFs

Exchange-traded funds (ETFs) are collections of investments that trade just like a stock on an exchange, and generally used to track the performance of a specific market index.

Overview


Category and Style

Yield, Cost & Performance

430 results

Name	Sustainability rating	Equity style box	Fixed Income style box	Current price
AB Managed Volatility Equities ETF MYL AM/VE	★★★★★	Equity	---	\$1.87
abrdn Sustainable Asian Opps Acs ETF (ASOASD)	★★★★★	Equity	---	\$1.12
Artisan Active Real Outcomes Bond ETF ARBO	★★★★★	---	Bond	\$22.83

© Copyright 2025 Robert B. Brain — Brainy's Share Market Toolkit — [www.sharemarkettoolkit.com](http://www.sharemarkettoolkit.com)



70

---

---

---


---

---

---

---

---



All about "ETFs"...

Canstar

About ETFs, at Canstar:  
<https://www.canstar.com.au/etfs/etfs-highest-return/>

Loans

Credit Cards

Insurance

Banking

Super & Investing

Tools

More

Credit Score

APRIL 2024

Home Loans

Personal Loans

Credit Cards

Superannuation

Health Insurance

Term Deposits

Highest return ETFs in Australia

Exchange traded funds (ETFs) are popular among many investors, so you might be interested to know which on Canstar's database have recently generated the highest returns?

Written by

Trick Whiting

Content Production

Reviewed by


Davidson Duncan

Senior Finance Journalist

18 Jan 2024

3 min 20 sec


17 SHARES



In this article

- What are ETFs
- What are the different types of ETFs?

© Copyright 2025 Robert B. Brain — Brainy's Share Market Toolkit — [www.sharemarkettoolkit.com](http://www.sharemarkettoolkit.com)



71

---

---

---


---

---

---

---

---



All about "ETFs"...


How to find a themed ETF

Web search – using Google or Bing or DuckDuckGo, etc. or us AI (eg. ChatGpt) and use concise selection criteria.

Search examples:

- nasdaq ETF on ASX
- lithium ETF on ASX
- semiconductor ETF on ASX
- ETF for monthly income in Australia
- How to invest in magnificent seven stocks...

© Copyright 2025 Robert B. Brain — Brainy's Share Market Toolkit — [www.sharemarkettoolkit.com](http://www.sharemarkettoolkit.com)



72

---

---

---

---

---

---


---

---

(c) Copyright, September 2025, Robert B Brain

24

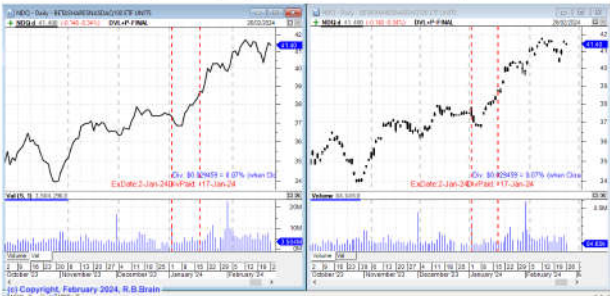
All about ETFs in Australia today



All about “ETFs”...

Caveats

Beware of the price gaps (view candlechart):-



© Copyright 2025 Robert B. Brain — Brainy's Share Market Toolbox — [www.kooenstock.com](http://www.kooenstock.com)



73

---

---

---

---

---


---

---

---

---

---



All about “ETFs”...

BEWARE – ETF Liquidity

At the top end, some ETFs trade:

- 260,000 units per day
- \$25 million value per day.

At the bottom end, some ETFs trade:

- less than 1,000 units per day
- less than \$10,000 in value per day (this might be okay for market-maker ETFs?).

**So, take care!!**

© Copyright 2025 Robert B. Brain — Brainy's Share Market Toolbox — [www.kooenstock.com](http://www.kooenstock.com)



74

---

---

---

---

---

---

---

---

---

---



All about “ETFs”...

Caveat – illiquid and price gaps



(c) Copyright, July 2024, R.B. Brain

© Copyright 2025 Robert B. Brain — Brainy's Share Market Toolbox — [www.kooenstock.com](http://www.kooenstock.com)



75

---

---

---

---

---

---


---

---

---

---

All about ETFs in Australia today




All about "ETFs"...

ETFs - all by liquidity 2025-09-09

Symbol	Name (and daily prices, values, etc.)	Close \$c	Price_80days ago \$c	Change 80 days \$c	Change 80 days %	Volume Daily	Value Traded \$	Trades Daily	MA_Vol (14 bar SMA)	MA_Val\$	MA_Trades
1	WAS Vanguard Aus Shares ETF Units	139.98	103.96	7.02	6.8	386,678	42,920,269	4,375	311,283	34,535,129	3,995
2	WIS Vanguard Int Shares ETF Units	147.13	130.96	8.07	5.8	136,606	20,127,066	2,298	151,763	22,457,463	2,834
3	AXIS Renaissance Global Divd ETF Units	147.99	139.04	8.95	6.4	183,705	27,386,728	987	112,491	16,842,946	967
4	RYF iShares S&P 500 Etf Units	65.67	61.41	4.26	6.9	183,081	12,689,386	2,039	243,721	16,398,132	2,138
5	AAA iShares Australian Govt Etf Units	50.13	50.2	-0.07	-0.1	275,447	13,906,383	164	319,009	16,000,830	267
6	MDQ iShares MSCI Pacific 200 Etf Units	53.09	49.23	3.87	7.9	127,182	6,489,253	1,235	226,195	11,046,676	1,451
7	RYF iShares S&P 500 Etf Units	36.54	33.53	3.11	9.3	470,980	11,987,745	631	261,135	11,326,092	779
8	GOLD iShares Gold Etf Units	50	46.23	3.77	8.2	233,901	11,966,988	1,644	241,642	11,848,707	1,677
9	WRAP iShares MSCI World Etf Units	42.83	41.78	1.05	2.5	999,453	21,226,445	260	262,788	10,618,508	231
10	WFF iShares Asia High Yield Etf Units	79.35	73.95	5.4	7.3	112,776	8,621,123	1,013	130,681	10,332,044	1,093
11	SUBD Vanquis Asia Subd Bond Etf Units	25.22	25.11	0.11	0.4	143,247	3,610,783	150	341,303	8,606,688	192
12	SWH iShares 200 Fund Etf Units	79.39	79.08	0.31	0.4	45,525	3,112,688	300	104,154	8,279,370	282
13	WGBD Vanguard Int Shares H Etf Units	113.13	107.5	5.63	5.2	61,340	6,806,466	380	66,532	7,484,401	542
14	PAAX Platinum Asia Fund Etf Units	8.48	8.46	0.02	0.2	440,681	2,411,159	72	1,262,719	7,058,933	48
15	FANG iShares Energy Etf Units	35.07	32.41	2.66	8.2	115,688	4,864,207	344	187,705	6,921,666	537
16	BBIX Beta Asia Etf Units	21.95	24.93	-3.98	-15.6	383,370	8,263,207	177	321,161	6,782,431	246
17	WRAP iShares MSCI World Etf Units	50.3	49.23	1.07	2.2	0	0	0	35	1,743	1
18	WIS Vanguard Int Shares Etf Units	139.98	103.96	7.02	6.8	2,500	2,583	4	1,332	1,272	5
19	BBIX Beta Asia Etf Units	21.95	24.93	-3.98	-15.6	217	4,018	2	47	361	0
20	WIS Vanguard Int Shares Etf Units	139.98	103.96	7.02	6.8	0	0	0	13	864	0
21	WIS Vanguard Int Shares Etf Units	139.98	103.96	7.02	6.8	43	295	262	648	695	3
22	WIS Vanguard Int Shares Etf Units	139.98	103.96	7.02	6.8	97	0.44	0.26	89	863	0
23	WIS Vanguard Int Shares Etf Units	139.98	103.96	7.02	6.8	107	0.44	0.26	89	863	0
24	WIS Vanguard Int Shares Etf Units	139.98	103.96	7.02	6.8	107	0.44	0.26	89	863	0
25	WIS Vanguard Int Shares Etf Units	139.98	103.96	7.02	6.8	107	0.44	0.26	89	863	0
26	WIS Vanguard Int Shares Etf Units	139.98	103.96	7.02	6.8	107	0.44	0.26	89	863	0
27	WIS Vanguard Int Shares Etf Units	139.98	103.96	7.02	6.8	107	0.44	0.26	89	863	0
28	WIS Vanguard Int Shares Etf Units	139.98	103.96	7.02	6.8	107	0.44	0.26	89	863	0
29	WIS Vanguard Int Shares Etf Units	139.98	103.96	7.02	6.8	107	0.44	0.26	89	863	0
30	WIS Vanguard Int Shares Etf Units	139.98	103.96	7.02	6.8	107	0.44	0.26	89	863	0
31	WIS Vanguard Int Shares Etf Units	139.98	103.96	7.02	6.8	107	0.44	0.26	89	863	0
32	WIS Vanguard Int Shares Etf Units	139.98	103.96	7.02	6.8	107	0.44	0.26	89	863	0
33	WIS Vanguard Int Shares Etf Units	139.98	103.96	7.02	6.8	107	0.44	0.26	89	863	0
34	WIS Vanguard Int Shares Etf Units	139.98	103.96	7.02	6.8	107	0.44	0.26	89	863	0
35	WIS Vanguard Int Shares Etf Units	139.98	103.96	7.02	6.8	107	0.44	0.26	89	863	0
36	WIS Vanguard Int Shares Etf Units	139.98	103.96	7.02	6.8	107	0.44	0.26	89	863	0
37	WIS Vanguard Int Shares Etf Units	139.98	103.96	7.02	6.8	107	0.44	0.26	89	863	0
38	WIS Vanguard Int Shares Etf Units	139.98	103.96	7.02	6.8	107	0.44	0.26	89	863	0
39	WIS Vanguard Int Shares Etf Units	139.98	103.96	7.02	6.8	107	0.44	0.26	89	863	0
40	WIS Vanguard Int Shares Etf Units	139.98	103.96	7.02	6.8	107	0.44	0.26	89	863	0
41	WIS Vanguard Int Shares Etf Units	139.98	103.96	7.02	6.8	107	0.44	0.26	89	863	0
42	WIS Vanguard Int Shares Etf Units	139.98	103.96	7.02	6.8	107	0.44	0.26	89	863	0
43	WIS Vanguard Int Shares Etf Units	139.98	103.96	7.02	6.8	107	0.44	0.26	89	863	0
44	WIS Vanguard Int Shares Etf Units	139.98	103.96	7.02	6.8	107	0.44	0.26	89	863	0
45	WIS Vanguard Int Shares Etf Units	139.98	103.96	7.02	6.8	107	0.44	0.26	89	863	0
46	WIS Vanguard Int Shares Etf Units	139.98	103.96	7.02	6.8	107	0.44	0.26	89	863	0
47	WIS Vanguard Int Shares Etf Units	139.98	103.96	7.02	6.8	107	0.44	0.26	89	863	0
48	WIS Vanguard Int Shares Etf Units	139.98	103.96	7.02	6.8	107	0.44	0.26	89	863	0
49	WIS Vanguard Int Shares Etf Units	139.98	103.96	7.02	6.8	107	0.44	0.26	89	863	0
50	WIS Vanguard Int Shares Etf Units	139.98	103.96	7.02	6.8	107	0.44	0.26	89	863	0
51	WIS Vanguard Int Shares Etf Units	139.98	103.96	7.02	6.8	107	0.44	0.26	89	863	0
52	WIS Vanguard Int Shares Etf Units	139.98	103.96	7.02	6.8	107	0.44	0.26	89	863	0
53	WIS Vanguard Int Shares Etf Units	139.98	103.96	7.02	6.8	107	0.44	0.26	89	863	0
54	WIS Vanguard Int Shares Etf Units	139.98	103.96	7.02	6.8	107	0.44	0.26	89	863	0
55	WIS Vanguard Int Shares Etf Units	139.98	103.96	7.02	6.8	107	0.44	0.26	89	863	0
56	WIS Vanguard Int Shares Etf Units	139.98	103.96	7.02	6.8	107	0.44	0.26	89	863	0
57	WIS Vanguard Int Shares Etf Units	139.98	103.96	7.02	6.8	107	0.44	0.26	89	863	0
58	WIS Vanguard Int Shares Etf Units	139.98	103.96	7.02	6.8	107	0.44	0.26	89	863	0
59	WIS Vanguard Int Shares Etf Units	139.98	103.96	7.02	6.8	107	0.44	0.26	89	863	0
60	WIS Vanguard Int Shares Etf Units	139.98	103.96	7.02	6.8	107	0.44	0.26	89	863	0
61	WIS Vanguard Int Shares Etf Units	139.98	103.96	7.02	6.8	107	0.44	0.26	89	863	0
62	WIS Vanguard Int Shares Etf Units	139.98	103.96	7.02	6.8	107	0.44	0.26	89	863	0
63	WIS Vanguard Int Shares Etf Units	139.98	103.96	7.02	6.8	107	0.44	0.26	89	863	0
64	WIS Vanguard Int Shares Etf Units	139.98	103.96	7.02	6.8	107	0.44	0.26	89	863	0
65	WIS Vanguard Int Shares Etf Units	139.98	103.96	7.02	6.8	107	0.44	0.26	89	863	0
66	WIS Vanguard Int Shares Etf Units	139.98	103.96	7.02	6.8	107	0.44	0.26	89	863	0
67	WIS Vanguard Int Shares Etf Units	139.98	103.96	7.02	6.8	107	0.44	0.26	89	863	0
68	WIS Vanguard Int Shares Etf Units	139.98	103.96	7.02	6.8	107	0.44	0.26	89	863	0
69	WIS Vanguard Int Shares Etf Units	139.98	103.96	7.02	6.8	107	0.44	0.26	89	863	0
70	WIS Vanguard Int Shares Etf Units	139.98	103.96	7.02	6.8	107	0.44	0.26	89	863	0
71	WIS Vanguard Int Shares Etf Units	139.98	103.96	7.02	6.8	107	0.44	0.26	89	863	0
72	WIS Vanguard Int Shares Etf Units	139.98	103.96	7.02	6.8	107	0.44	0.26	89	863	0
73	WIS Vanguard Int Shares Etf Units	139.98	103.96	7.02	6.8	107	0.44	0.26	89	863	0
74	WIS Vanguard Int Shares Etf Units	139.98	103.96	7.02	6.8	107	0.44	0.26	89	863	0
75	WIS Vanguard Int Shares Etf Units	139.98	103.96	7.02	6.8	107	0.44	0.26	89	863	0
76	WIS Vanguard Int Shares Etf Units	139.98	103.96	7.02	6.8	107	0.44	0.26	89	863	0
77	WIS Vanguard Int Shares Etf Units	139.98	103.96	7.02	6.8	107	0.44	0.26	89	863	0
78	WIS Vanguard Int Shares Etf Units	139.98	103.96	7.02	6.8	107	0.44	0.26	89	863	0
79	WIS Vanguard Int Shares Etf Units	139.98	103.96	7.02	6.8	107	0.44	0.26	89	863	0
80	WIS Vanguard Int Shares Etf Units	139.98	103.96	7.02	6.8	107	0.44	0.26	89	863	0
81	WIS Vanguard Int Shares Etf Units	139.98	103.96	7.02	6.8	107	0.44	0.26	89	863	0
82	WIS Vanguard Int Shares Etf Units	139.98	103.96	7.02	6.8	107	0.44	0.26	89	863	0
83	WIS Vanguard Int Shares Etf Units	139.98	103.96	7.02	6.8	107	0.44	0.26	89	863	0
84	WIS Vanguard Int Shares Etf Units	139.98	103.96	7.02	6.8	107	0.44	0.26	89	863	0
85	WIS Vanguard Int Shares Etf Units	139.98	103.96	7.02	6.8	107	0.44	0.26	89	863	0
86	WIS Vanguard Int Shares Etf Units	139.98	103.96	7.02	6.8	107	0.44	0.26	89	863	0
87	WIS Vanguard Int Shares Etf Units	139.98	103.96	7.02	6.8	107	0.44	0.26	89	863	0
88	WIS Vanguard Int Shares Etf Units	139.98	103.96	7.02	6.8	107	0.44	0.26	89	863	0
89	WIS Vanguard Int Shares Etf Units	139.98	103.96	7.02	6.8	107	0.44	0.26	89	863	0
90	WIS Vanguard Int Shares Etf Units	139.98	103.96	7.02	6.8	107	0.44	0.26	89	863	0
91	WIS Vanguard Int Shares Etf Units	139.98	103.96	7.02	6.8	107	0.44	0.26	89	863	0
92	WIS Vanguard Int Shares Etf Units	139.98	103.96	7.02	6.8	107	0.44	0.26	89	863	0
93	WIS Vanguard Int Shares Etf Units	139.98	103.96	7.02	6.8	107	0.44	0.26	89	863	0
94	WIS Vanguard Int Shares Etf Units	139.98	103.96	7.02	6.8	107	0.44	0.26	89	863	0
95	WIS Vanguard Int Shares Etf Units	139.98	103.96	7.02	6.8	107	0.44	0.26	89	863	0
96	WIS Vanguard Int Shares Etf Units	139.98	103.96	7.02	6.8	107	0.44	0.26	89	863	0
97	WIS Vanguard Int Shares Etf Units	139.98	103.96	7.02	6.8	107	0.44	0.26	89	863	0
98	WIS Vanguard Int Shares Etf Units	139.98	103.96	7.02	6.8	107	0.44	0.26	89	863	0
99	WIS Vanguard Int Shares Etf Units	139.98	103.96	7.02	6.8	107	0.44	0.26	89	863	0
100	WIS Vanguard Int Shares Etf Units	139.98	103.96	7.02	6.8	107	0.44	0.26	89	863	0

© Copyright, September 2025, R.B. Brain

75




All about "ETFs"...

Table explanations

- Using daily price data
- Comparing to values of 80 bars ago
- MA:- is 14 bar SMA of Volume, Value, Trades.

© Copyright 2025 Robert B. Brain — Brain's Share Market Toolkit — [www.sharemarkettoolkit.com](http://www.sharemarkettoolkit.com)

76



All about "ETFs"...


ETF Liquidity

- Assuming that your liquidity trading rule says:  
"... must trade more than \$500,000 value per day..."  
(ie. assume \$5,000 parcel size and this position is less than 10% of daily value traded);
- There are only 166 out of 390-odd that conform
- 14 months ago this was 139 – so liquidity is improving.

© Copyright 2025 Robert B. Brain — Brain's Share Market Toolkit — [www.sharemarkettoolkit.com](http://www.sharemarkettoolkit.com)

79

All about ETFs in Australia today




All about “ETFs”...

ETF Liquidity – FEEDBACK

- Some ETF providers claim that their ETF pricing can be influenced by a market maker which might be a desk within their own organisation, or an external third party.
- Some ETF providers claim that there is always liquidity for their ETFs.
- HOWEVER, we have received feedback from within our own traders’ network to say that in practice, this is NOT true. Liquidity can be a real issue.
- *Bottom line: Take care regarding liquidity.*

© Copyright 2025 Robert B. Brain — Brainy’s Share Market Feedback — [www.robertbrain.com](http://www.robertbrain.com)



80

---

---

---


---

---

---

---

---




All about “ETFs”...

Caveats

- New ETFs are always being introduced to reflect the desires of investors;
- But today’s new “favourite”, might not last long;
- Beware the FOMO cognitive bias!

© Copyright 2025 Robert B. Brain — Brainy’s Share Market Feedback — [www.robertbrain.com](http://www.robertbrain.com)



81

---

---

---


---

---

---

---


---




All about “ETFs”...

Caveats

Uptrends might not last a long time. So protect capital.



© Copyright 2025 Robert B. Brain — Brainy’s Share Market Feedback — [www.robertbrain.com](http://www.robertbrain.com)



82

---

---

---

---

---

---


---

---

(c) Copyright, September 2025, Robert B Brain

27

# All about ETFs in Australia today




All about “ETFs”...

Major ETF providers

- BetaShares:  
<https://www.betashares.com.au/fund/>
- BlackRock:  
<https://www.blackrock.com/au/products/investment-funds#/>  
and iShares:  
<https://www.blackrock.com/au/solutions/ishares/active-etfs>
- VanEck:  
<https://www.vaneck.com.au/vaneck-etfs/>
- GlobalX:  
<https://www.globalxetfs.com.au/funds/>
- Vanguard:  
<https://www.vanguard.com.au/personal/invest-with-us/products?productType=etf>

© Copyright 2025 Robert B. Brain — Brainy's Share Market Toolkit — [www.sharemarket.com.au](http://www.sharemarket.com.au)



83

---

---

---

---

---

---

---

---



All about “ETFs”...

More research

- Visit all the broker websites, including:
  - CommSec
  - CMC
  - IG Markets
  - etc., etc.
- And also for lots of good reading:
  - BetaShares:  
<https://www.betashares.com.au/insights/>

© Copyright 2025 Robert B. Brain — Brainy's Share Market Toolkit — [www.sharemarket.com.au](http://www.sharemarket.com.au)



84

---

---

---

---

---

---

---

---



All about “ETFs”...

List of ETFs in Australia

- Market Index:  
<https://www.marketindex.com.au/asx-etfs>
- The ASX:  
<https://www.asx.com.au/investors/learn-about-our-investment-solutions/etfs-and-other-etps>
- Canstar:  
<https://www.canstar.com.au/etfs/>
- Trading View:  
<https://www.tradingview.com/markets/etfs/funds-australia/>
- Finder:  
<https://www.finder.com.au/share-trading/exchange-traded-funds/best-etfs>

© Copyright 2025 Robert B. Brain — Brainy's Share Market Toolkit — [www.sharemarket.com.au](http://www.sharemarket.com.au)



85

---

---

---

---

---

---

---

---

All about ETFs in Australia today



All about “ETFs”...

ETF advice

- MoneySmart:  
<https://moneysmart.gov.au/managed-funds-and-etfs/exchange-traded-funds-etfs>

© Copyright 2025 Robert B. Brain — Brainy's Share Market Toolkit — [www.robertbbrain.com](http://www.robertbbrain.com)

86

---

---

---

---

---

---

---

---



Summary & Wrap up

How to select ETFs?

- Identify your own preferred theme(s);
- OR a *trend trader* can just do a market scan for the uptrending ETFs (but how to define *uptrend*?);
- Study the (daily, weekly) candlestick price chart;
- Watch out for the liquidity (add *Value traded* to chart);
- Read the Product Description Factsheet statements to avoid any “gotchas”;
- If you don’t have a good broker, consider:  
<https://www.betashares.com.au/direct>  
a new investing platform from Betashares.

© Copyright 2025 Robert B. Brain — Brainy's Share Market Toolkit — [www.robertbbrain.com](http://www.robertbbrain.com)

87

---

---

---


---

---

---

---


---



Summary & Wrap up

Summary

- What is an ETF?
- ETFs come in a variety of “flavours”;
- The major ETF providers in Australia;
- ETF liquidity;
- How to find more information about ETFs.

© Copyright 2025 Robert B. Brain — Brainy's Share Market Toolkit — [www.robertbbrain.com](http://www.robertbbrain.com)

88

---

---

---

---


---

---

---

---


All about ETFs in Australia today




Summary & Wrap up

Don't forget my Toolbox

- Brainy's **Share Market Toolbox**
  - (1) [www.robertbrain.com](http://www.robertbrain.com)
  - (2) Lots of presentations like this one
  - (3) Info: share market, charting, BullCharts
  - (4) Weekly Market Updates and Watch List
- Good charting software – BullCharts  
[www.robertbrain.com/bullcharts/](http://www.robertbrain.com/bullcharts/)
- My contact details:  
web site above, or phone: 0438 355 910
  - BullCharts** - my favourite charting software.





© Copyright 2005 Robert B Brain — Brainy's Share Market Toolbox — [www.robertbrain.com](http://www.robertbrain.com)

---

---

---


---

---

---

---


---




Summary & Wrap up

THE END

THANK YOU





© Copyright 2005 Robert B Brain — Brainy's Share Market Toolbox — [www.robertbrain.com](http://www.robertbrain.com)

---

---

---

---

---

---

---

---