



Share Market  
Toolbox

# Medium Term Investing in Today's Awkward Markets

**Robert Brain**  
June 2016

 Price charts summarise the underlying opinions and emotions of the market participants. Every chart tells a story. It pays to understand the stories in the price charts.




© Copyright 2016, Robert B. Brain, *Brainy's Share Market Toolbox* — [www.robertbrain.com](http://www.robertbrain.com) Revision: 15

## This presentation...

This presentation is a variation of the “Nimble Short Term Investing” presentation (developed between 2014 and 2015), with some adjustments for investors and a re-focus to more “medium term” investing. But note there is not much difference between this medium term strategy and the short term strategy. They are somewhat similar.

(The full set of slides with these notes is available to subscribing Toolbox Premium Members.)




## Introduction

### About this presentation

- Utilises some key ideas and slides from the Nimble Short Term Investing presentation
- Adjusted a little for medium term investing (as opposed to “short term investing”)
- Presented to U3A Manningham, June 2016

© Copyright 2016 Robert B. Brain — Brainy's Share Market Toolbox — [www.robertbrain.com](http://www.robertbrain.com)



(A little background about this presentation — see the slide)