



All about ETFs in Australia today

 **Brainy's Share Market Toolbox**

All about ETFs in Australia today (but what are they?)

***They can be very profitable!
But how to find / choose great Australian ETFs
in which to invest in today's climate?***

July 2024
Robert B Brain


 © Copyright 2024, Robert B. Brain, Brainy's Share Market Toolbox — www.robertbrain.com Revised: 1c

 **Introduction**

Are you looking for “shares” to buy?

- Many equity market traders / investors are *trend traders*, buying and selling “shares”.
- Most “shares” on the market enable you to buy a piece of a specific company.
- But some of the “shares” are actually not shares:
 - Exchange Traded Products (ETPs)
 - Exchange Traded Funds (ETFs)
 - Listed Investment Companies (LICs)
 - REIT (Real Estate Investment Trusts)


© Copyright 2024 Robert B. Brain — Brainy's Share Market Toolbox — www.robertbrain.com  2

 **Introduction**


How would you like...?

- An equity market “security” that has less risk than buying shares in just one company?
- A “security” that has built-in diversification?
- To buy/sell on the stock market (ie. the ASX)?
- Good liquidity so you can sell when you want to, and at (close to) an expected price?

***ETFs are one security that can achieve all this;
but with some caveats...***


© Copyright 2024 Robert B. Brain — Brainy's Share Market Toolbox — www.robertbrain.com  3

All about ETFs in Australia today

 **Introduction**

About this presentation

- Focus on, and explain what, an “ETF” is;
- ETFs come in many “flavours” – so what are they?
- Who are the major providers of ETFs in Australia?
- Are all ETFs liquid?
- How to find quality information about ETFs, and how to search for themed ETFs.

© Copyright 2024 Robert B. Brain – Brain’s Share Market Toolbox – www.rbbt.com.au  4

IMPORTANT NOTICE - AUSTRALIAN TECHNICAL ANALYSTS ASSOCIATION

Please note that the views expressed at this meeting are the view of the speakers and members only. They do not represent or reflect the views of the ATAA. The ATAA conducts this meeting as a forum to provide an opportunity for its members to hear the view of speakers and other members.


Under no circumstances are attendees at this meeting to infer that by allowing speakers and members to speak at this meeting that the ATAA endorses, approves, agrees or promotes the views of such speakers or members. The ATAA does not provide any advice whatsoever regarding any investment in any financial products within the meaning of Section 766B of the Corporations Act or otherwise.

It is further essential to note that speakers prepare their presentations without taking into account or giving any consideration to the objectives, financial situation or needs of any attendee at this meeting. **Therefore, the views and opinions expressed by the speakers must not be considered personal advice relevant to any specific person’s financial position or situation.**


Speakers and members present their views for purposes of education and exchange of views and discussions only. **Therefore it follows that the views expressed must not be acted upon as investment or financial advice or as any advice.**


Attendees must consider the appropriateness of the views expressed in the light of their own objectives financial situation, needs, position and seek professional advice from person(s) who are licensed to give financial, legal and tax advice only.

By attending this meeting you release and discharge the ATAA from all liability loss or damage that you may suffer or sustain (the Loss) and indemnify the ATAA against the loss.

 **Introduction**

Important Notice — No Advice!


- This presentation does not include any advice.
- For proper advice, your personal financial situation needs to be considered.
- This presentation is pure education, only for your general awareness. 
- There are no recommendations to take any action, or to invest any money in any way.
- Always consult a properly licensed advisor before making investment decisions.

© Copyright 2024 Robert B. Brain – Brain’s Share Market Toolbox – www.rbbt.com.au  5

All about ETFs in Australia today

Introduction

Important Notice



No predictions

No forecasts

© Copyright 2024 Robert B. Brain — Brainy's Share Market Toolbox — www.robertbrain.com

Introduction

About... Robert Brain

Nimble Short term Investor
consultant, educator and part-time* share trader
web-based sharemarket-support business

- Many years experience as trainer, presenter, conference facilitator (*Scouts*)
- Share Market – active 20+ years* (slowly at first)
- Chartist ie. technical analyst (ATAA member and national director)
- Provide support and tuition to traders and investors *Brainy's Share Market Toolbox*
- Former member Mensa
- Engineering Degree (structured thinking with an eye for charts and diagrams)
- 30+ years – professional experience (IT and management)
- **Do not hold AFS license! (Can't give advice)**
- **BullCharts software (convenor Australian BullCharts User Group and authorised reseller with special pricing)**

Conflict of interest?

* - Not yet enough capital to live off the proceeds of trading (after trading as a hobby until a career change in 2008).
© Copyright 2024 Robert B. Brain — Brainy's Share Market Toolbox — www.robertbrain.com

All about "ETFs"...

ETFs – Background

- ETFs were introduced to Australia in August 2001 (the SPDR 50 fund ASX:SFY, and ASX 200 fund ASX:STW);
- In the early days, many ETFs were not liquid enough for traders to trade;
- Today there are more than 390 ETFs on the ASX;
- Many are liquid, but many are not liquid enough;
- Many ETFs follow specific "themes".

© Copyright 2024 Robert B. Brain — Brainy's Share Market Toolbox — www.robertbrain.com

All about ETFs in Australia today

All about "ETFs"...

Are you in ETFs? Why not?



The screenshot shows a news article from the Financial Review. The headline is "Aussie ETFs top \$200b as investors flood back to stocks". The article is dated Wednesday, 10 July 2024. The text mentions that a flood of investments into global equities has helped push the Australian exchange-traded funds market to a record high. It also states that the ASX's ETF market grew by a whopping 36 per cent to \$200 billion in the 12 months until the end of June.

© Copyright 2024 Robert B. Brain — Brainy's Share Market Toolkit — www.sharemarket.com

All about "ETFs"...

What is an "ETF"?

An ETF is essentially:

- Similar to a "Managed Fund"
- Units in an ETF can be bought and sold (ie. Traded)
- Via a market Exchange (eg. the ASX)

Hence: **Exchange Traded Fund**

Managed Fund - A type of investment product that takes investors' money and invests it into a variety of financial products, and there are a myriad of possible investment options.

© Copyright 2024 Robert B. Brain — Brainy's Share Market Toolkit — www.sharemarket.com

All about "ETFs"...

Understanding inside an ETF

- Across the broad gamut of ETFs, there are different "types", "styles", make-ups;
- The following slides help to explain this;

***It's rather complicated.
I won't pretend to understand
how all this works***

© Copyright 2024 Robert B. Brain — Brainy's Share Market Toolkit — www.sharemarket.com

All about ETFs in Australia today

 All about "ETFs"...


ETFs – Active vs Passive

The **betashares** website* says:

- **Passive ETFs**:- Are designed purely to match a specific index's performance before fees. Passive ETFs don't use professional stock pickers and research specialists to build portfolios and time markets with a view to outperform the benchmark and thus have considerably lower running costs. They also publish all their holdings on a daily basis.
- **Active ETFs**:- Aim to beat the index or achieve a specific return objective by utilizing a significantly higher level of human resources and trading activity. While they can potentially generate higher returns, they also generally charge higher fees for the privilege. Unlike passive ETFs, active funds don't disclose holdings daily to keep their trades confidential.

Source: <https://www.betashares.com.au/education/what-is-an-etf/#section-7>

© Copyright 2024 Robert B. Brain – Brainy's Share Market Toolkit – www.solactive.com  13

 All about "ETFs"...


ETF Structures

The **betashares** website* says:

- **Physical ETFs** – These **own some or all of the underlying securities** that make up a particular benchmark. For example, the Betashares Australia 200 ETF owns all of the underlying securities of the Solactive* Australia 200 Index in order to accurately replicate its performance.
- **Synthetic ETFs** – On the other hand these **use derivatives** to provide exposure to an asset class that is hard to access and own physically. For example, instead of owning barrels of crude oil, a synthetic ETF tracking oil would hold a series of futures contracts that reflect changes in the price of the commodity. As a result, they generally have a higher risk profile and will face different types of risks than their physical counterparts.

Source: <https://www.betashares.com.au/education/what-is-an-etf/#section-11>

* Note: Solactive Australia 200 index – see next slide.

© Copyright 2024 Robert B. Brain – Brainy's Share Market Toolkit – www.solactive.com  14

 All about "ETFs"...

Solactive Australia 200 index


- Solactive is a Germany-based index provider operating globally. Since 2007, they've been developing tailor-made and multi-asset class index solutions for ETFs and other index-linked investment products with the leading global investment banks and asset managers as clients.
- This index (GTR*) tracks the price movements of the 200 largest companies from the Australian Securities Exchange. Constituents are selected and weighted based on free-float market capitalization. The index is calculated as a total return index in AUD and reconstituted quarterly.

Source: <https://www.solactive.com/>

* GTR – Gross Total Return

© Copyright 2024 Robert B. Brain – Brainy's Share Market Toolkit – www.solactive.com  15


All about ETFs in Australia today


 All about "ETFs"...

How to "value" an ETF

- Many ETFs (not all) are an "aggregate" of several securities, commodities, assets, etc., so determining their value is straightforward;
- An ETF might own specific shares (eg. FANG ETF);
- An ETF might simply mirror the underlying trading of specific shares, or an index (eg. the XJO);
- This reduces the single-asset risk (via diversification);
- The value of the ETF will nominally be the aggregate of all of the underlying assets.

BUT this does not apply to all ETFs.

© Copyright 2024 Robert B. Brain — Brainy's Share Market Toolkit — www.sharemarket.com  16


 All about "ETFs"...

Flavours / Themes

ETFs can come in various "flavours" which track specific themes, including:

- Gold-related, or uranium, or lithium, etc.;
- A selection of NASDAQ stocks (eg. FANG* stocks);
- The US Magnificent Seven**;
- Income-focused, for regular income (from dividends or distributions);
- Index-tracking ETFs.

* FANG – Facebook, Amazon, Netflix, Google.
** Magnificent Seven – Microsoft, Apple, Nvidia, Alphabet, Amazon, Meta, Tesla.

© Copyright 2024 Robert B. Brain — Brainy's Share Market Toolkit — www.sharemarket.com  17

 All about "ETFs"...

ETF Providers

Can you name 6 of the largest ETF providers in Australia?

Here are two...

 **betashares**

BlackRock

© Copyright 2024 Robert B. Brain — Brainy's Share Market Toolkit — www.sharemarket.com  18

All about ETFs in Australia today

All about "ETFs"...

Large ETF Providers in Australia

© Copyright 2024 Robert B. Brain — Brainy's Share Market Toolkit — www.sharemarket.com

All about "ETFs"...

ETF Providers (at Feb 2024)

- Betashares 92 ETFs
- Blackrock IShares 49
- Vaneck 39
- Global X 35
- Vanguard 23
- SPDR 17
- Macquarie 3
- Magellan 3
- Platinum 3
- Perennial Partners 2
- Perpetual 2
- Equity Trustees tba

For perspective, see bar chart over ...!

© Copyright 2024 Robert B. Brain — Brainy's Share Market Toolkit — www.sharemarket.com

All about "ETFs"...

Major ETF Providers (in Aust)

Provider	Number of ETFs
Betashares	92
Blackrock iShares	49
Vaneck	39
Global X	35
Vanguard	23
SPDR	17
Macquarie	3
Magellan	3
Platinum	3
Perennial Partners	2
Perpetual	2

© Copyright 2024 Robert B. Brain — Brainy's Share Market Toolkit — www.sharemarket.com

All about ETFs in Australia today

All about "ETFs"...

How do traders / investors choose?

Traders/investors select securities in different ways:

- Based on a view that will be beneficial long term;
- An opinion that a particular sector, or commodity, etc will soon become "valuable";
- A company presentation or update shows promise;
- The taxi driver said so;
- Simple uptrend on the chart.

© Copyright 2024 Robert B. Brain — Brainy's Share Market Toolbox — www.sharetoolbox.com

All about "ETFs"...

BEWARE!

Viewing the following slides might be injurious to your capital wealth

WARNING: Any performance figures shown on the following slides are very selective. To actually achieve this you would need to actively search for a "performing" security, and utilise an effective *exit strategy* in order to **lock in profits** and **protect capital**. There are **NO** recommendations to participate!!

© Copyright 2024 Robert B. Brain — Brainy's Share Market Toolbox — www.sharetoolbox.com

All about "ETFs"...

How would you like...

An ETF up 294% over 8+ years (about 18% pa)
Betashares **NASDAQ 100** ETF
ASX:NDQ
More information over ...!

WARNING: Any performance figures shown here are very selective. To actually achieve this you would need to actively search for a performing security, and utilise an effective *exit strategy* in order to lock in profits and protect capital.

© Copyright 2024 Robert B. Brain — Brainy's Share Market Toolbox — www.sharetoolbox.com

All about ETFs in Australia today

All about "ETFs"...

About the ASX:NDQ ETF

From the Betashares fact sheet:

- ETF Objective:- NDQ aims to track the performance of the Nasdaq 100 Index (before fees and expenses).

Sector allocation

Sector	Weighting
Information Technology	50.5%
Communication Services	15.8%
Consumer Discretionary	12.6%
Consumer Staples	6.4%
Health Care	6.2%
Industrials	4.7%
Materials	1.5%
Utilities	1.3%
Energy	0.5%
Financials	0.5%

© Copyright 2024 Robert B. Brain — Brainy's Share Market Toolkit — www.sharemarket.com

All about "ETFs"...

About the ASX:NDQ

Top 10 exposures

COMPANY	WEIGHTING
Microsoft Corp	8.5%
Apple Inc	8.2%
NVIDIA Corp	7.6%
Amazon.com	5.1%
Meta Platforms Inc	4.5%
Broadcom Inc	4.5%
Alphabet Inc (Class A)	2.8%
Alphabet Inc (Class C)	2.7%
Costco Wholesale Corp	2.6%
Tesla Inc	2.4%

© Copyright 2024 Robert B. Brain — Brainy's Share Market Toolkit — www.sharemarket.com

All about "ETFs"...

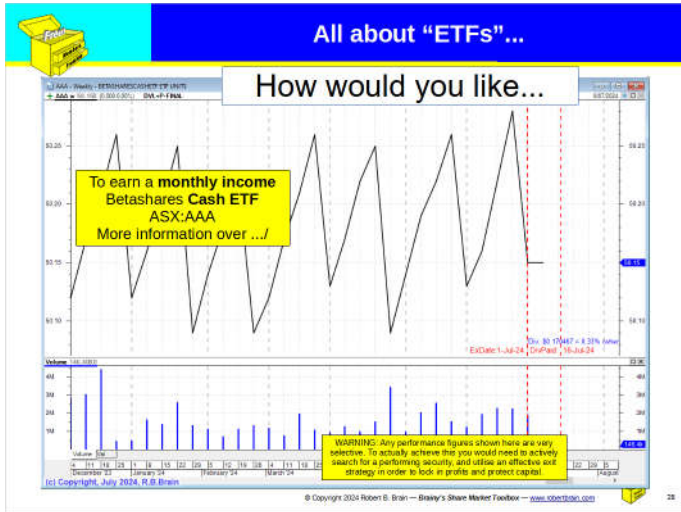
How would you like...

up 14% over 5 months
Vanguard Australian Shares ETF
ASX:VAS

WARNING: Any performance figures shown here are very selective. To actually achieve this you would need to actively search for a performing security, and utilize an effective exit strategy in order to lock in profits and protect capital.

© Copyright 2024 Robert B. Brain — Brainy's Share Market Toolkit — www.sharemarket.com

All about ETFs in Australia today



All about "ETFs"...

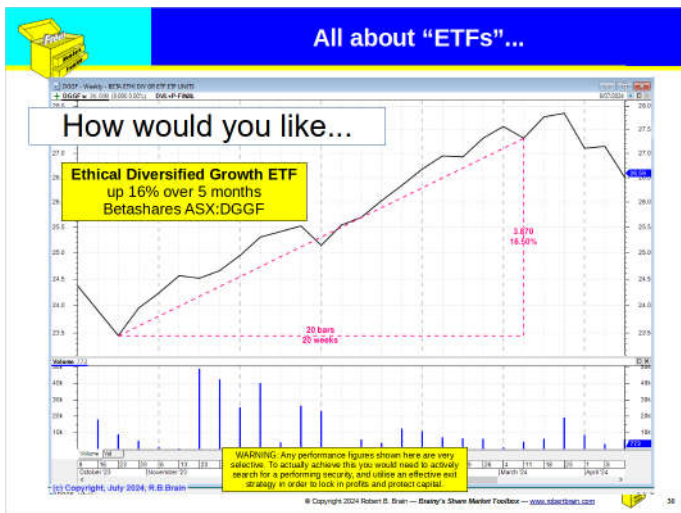
About Betashares AAA

"Fund objective:

- "ASX:AAA aims to provide exposure to Australian cash deposits, with attractive monthly income distributions that exceed the 30-day Bank Bill Swap Rate (BBSW) (after fees and expenses)."
- "Assets are invested in deposit accounts held with selected banks in Australia."

Source:
<https://www.betashares.com.au/fund/high-interest-cash-etf/>

© Copyright 2024 Robert B. Brain — Brainy's Share Market Toolkit — www.sharestation.com



All about ETFs in Australia today







All about ETFs in Australia today





All about "ETFs"...

Global X FANG+ ETF

Net Assets (%)	Name
13.19	TESLA INC
10.14	AMAZON.COM INC
10.03	ALPHABET INC-A
10.01	SNOWFLAKE INC-A
9.92	APPLE INC
9.86	META PLATFORMS-A
9.57	MICROSOFT CORP
9.30	NETFLIX INC
9.01	NVIDIA CORP
8.94	BROADCOM INC

Source: <https://www.globalxetfs.com.au/funds/fang/>

Copyright, July 2024, Robert B. Brain

All about ETFs in Australia today



All about "ETFs"...

Vaneck Wide MOAT ETF

"The wide moat ETF, MOAT, gives investors exposure to a diversified portfolio of attractively priced US companies with sustainable competitive advantages according to Morningstar's equity research team. Our wide moat ETF aims to provide investment returns before fees and other costs which track the performance of the Index."

Source: <https://www.vaneck.com.au/etf/equity/moat/snapshot/>

© Copyright 2024 Robert B. Brain — Brainy's Share Market Toolbox — www.sharemarket.com



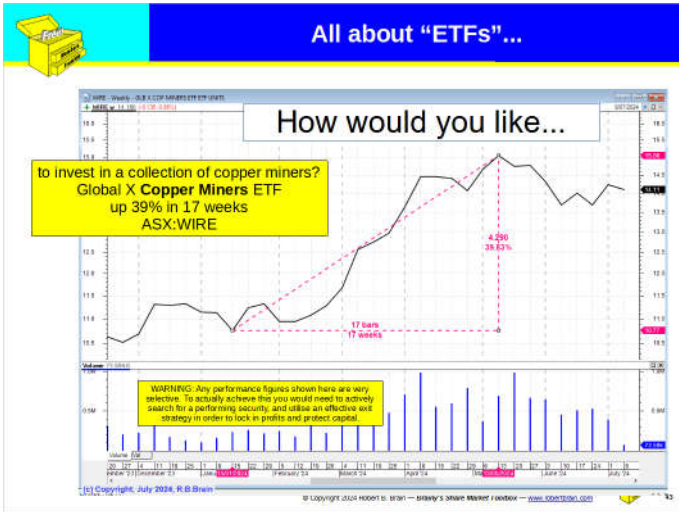
All about ETFs in Australia today

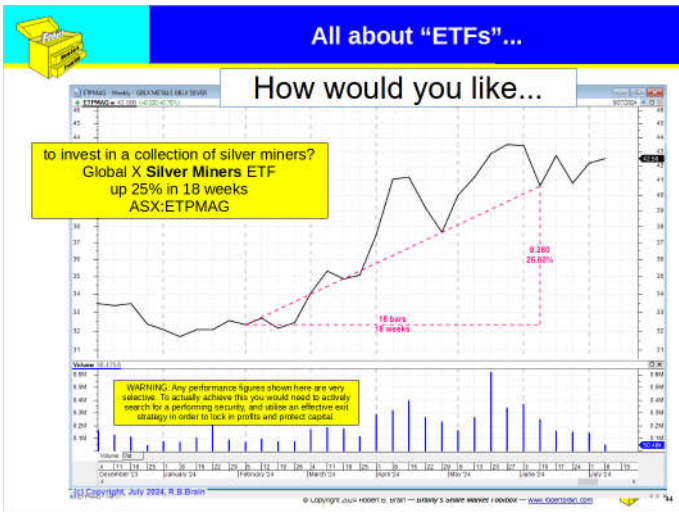






All about ETFs in Australia today







All about ETFs in Australia today







All about ETFs in Australia today



All about "ETFs"...

WARNING: Any performance figures shown on the preceding slides are very selective. To actually achieve this you would need to actively search for a "performing" security, and utilise an effective *exit strategy* in order to lock in profits and protect capital.

There is no recommendation or advice!!

© Copyright 2024 Robert B. Brain — Brainy's Share Market Toolkit — www.sharestock.com

All about "ETFs"...

Are there enough ETFs?

- There are lots of ETFs to choose from (~390), so how to choose?
- There are some good websites...

© Copyright 2024 Robert B. Brain — Brainy's Share Market Toolkit — www.sharestock.com

All about ETFs in Australia today

All about "ETFs"...

Market Index

The Market Index website has some good tips:
<https://www.marketindex.com.au/news/how-to-compare-and-select-etfs-for-your-portfolio-from-a-universe-of-370>

The screenshot shows an article titled "How to compare and select ETFs for your portfolio from a universe of 370+" by Sara Allen. It includes a "KEY POINTS" section with bullet points: "Filtering (or sifting) begins with your financial goals and investment horizon. Consider risk tolerance and asset allocation, US-listed-based ETFs or diversified funds for one-click exposure" and "Understanding ETF types: ETFs vary from single factor factors to thematic, or actively managed products. The risks among these products vary, so make sure to understand the risks of each ETF." There are also social media share buttons for Facebook, X, LinkedIn, and Email.

All about "ETFs"...

InvestSmart

The InvestSmart website has several options:

- A list of "Top ETFs"
- Compare ETFs
- List of ETF "insights"

<https://www.investsmart.com.au/etf/compare-top-performing-exchange-traded-funds>

The screenshot shows the "Filter & compare ETFs" page on InvestSmart. It features tabs for "Top ETFs", "Compare ETFs", "ETF Insights", and "Our ETFs portfolio". A call to action says "Get the latest Top Performing ETF Report" with a "Sign up for free" button. Below the navigation, it says: "Find the right ETF for your portfolio using the filters below including our quantitative rating system which we use to select the ETFs we put into our Diversified ETF Portfolios and Single asset class ETF portfolios."

All about "ETFs"...

StockSpot

ETFs compared at StockSpot:
<https://www.stockspot.com.au/what-are-etfs/etfs-compared/>

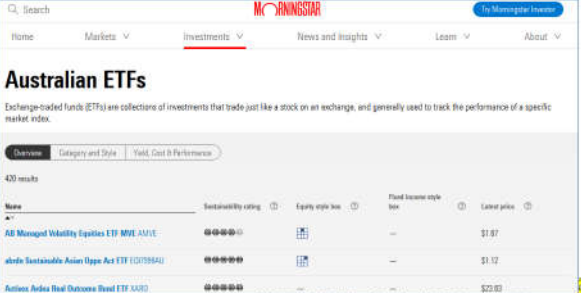
The screenshot shows the "ETF comparison Australia" page on StockSpot. It features the heading "Australian ETF list: compare over 200 ETFs on the ASX". Below this, it says: "Stockspot knows ETFs (exchange traded funds). We create custom ETF portfolios for our clients, and we use proven investment strategies to grow your wealth." It also mentions: "On this page, you'll find a comparison of over 200 ETFs listed on the ASX. We look at the management fee (the lower, the better), the funds under management (or FUM, which shows you how big an ETF is), the 1, 3, and 5 year returns, and the distribution yield (a combination of dividends and capital gains)." At the bottom, it lists: "We compare the following: Australian Shares ETFs (Broad Market), Australian Shares ETFs (Strategic)".

All about ETFs in Australia today

All about "ETFs"...

Morningstar

Australian ETFs listed at Morningstar:
<https://www.morningstar.com.au/investments/ideas/australian-etfs>



Name	Sustainability rating	Equity style box	Fixed income style box	Latest price
AB Managed Volatility Equities ETF MYL AMLE	★★★★★	---	---	\$1.97
abrdn Sustainable Asian Opp Acct ETF (017584U)	★★★★★	---	---	\$1.12
Artisan Active Real Returns Bond ETF ARD	★★★★★	---	---	\$22.83

© Copyright 2024 Robert B. Brain — Brainy's Share Market Toolbox — www.sharemarket.com

All about "ETFs"...

Canstar

About ETFs, at Canstar:
<https://www.canstar.com.au/etfs/etfs-highest-return/>



Highest return ETFs in Australia

Exchange traded funds (ETFs) are popular among many investors, so you might be interested to know which on Canstar's database have recently generated the highest returns?

Written by: **Nick Whitty** (Senior Product Specialist) | Edited by: **Zsuzsanna Dancs** (Senior Finance Journalist)

19 June 2024 | 3 min read | [SHARE](#)

In this article

- What are ETFs
- What are the different types of ETFs?

© Copyright 2024 Robert B. Brain — Brainy's Share Market Toolbox — www.sharemarket.com

All about "ETFs"...

How to find a themed ETF

Web search (using Google or Bing or DuckDuckGo, etc.)
For example:

- *nasdaq ETF on ASX*
- *lithium ETF on ASX*
- *semiconductor ETF on ASX*
- *ETF for monthly income in Australia*
- *How to invest in magnificent seven stocks...*

© Copyright 2024 Robert B. Brain — Brainy's Share Market Toolbox — www.sharemarket.com

All about ETFs in Australia today

All about "ETFs"...

Caveats

Beware of the price gaps (view candlechart):-

© Copyright 2024 Robert B. Brain — Brainy's Share Market Toolbox — www.sharemarket.com

All about "ETFs"...

BEWARE – ETF Liquidity

At the top end, some ETFs trade:

- 260,000 units per day
- \$25 million value per day.

At the bottom end, some ETFs trade:

- less than 1,000 units per day
- less than \$10,000 in value per day (this might be okay for market-maker ETFs?).

So, take care!!

© Copyright 2024 Robert B. Brain — Brainy's Share Market Toolbox — www.sharemarket.com

All about "ETFs"...

Caveat – illiquid and price gaps

© Copyright 2024 Robert B. Brain — Brainy's Share Market Toolbox — www.sharemarket.com

All about ETFs in Australia today

All about "ETFs"...

ETFs - all by liquidity 2024-07-03

Symbol	Name (and daily prices, values, etc.)	Close \$	Price, 80days ago \$	Change, 80 days %	Change, 90 days %	Volume Daily	Value Traded \$	Trades Daily	MA_Vol	MA_Val \$	MA_Trades
1	VASX	18.78	87.04	-1.28	-1.31%	155,823	15,378,465	1,250	390,381	25,190,087	1,803
2	AAAX	50.12	50.12	0	0	163,368	8,187,705	206	405,503	20,112,514	277
3	NVY	64.94	81.66	3.28	6.34%	322,996	17,747,432	1,717	283,774	15,542,211	1,506
4	NWQ	41.98	41.36	-3.24	-7.83%	143,297	6,960,717	826	388,262	13,821,486	1,397
5	WGS	113.85	120.98	2.85	2.54%	101,953	12,817,042	1,275	87,983	10,978,380	1,452
6	ADRF	120.02	132.36	-1.54	-1.05%	56,476	7,284,545	654	184,274	10,333,578	788
7	STW	59.81	70.85	-0.94	-1.33%	66,302	4,811,930	408	146,523	10,408,590	590
8	NOZ	31.17	31.53	-0.36	-1.14%	232,000	7,235,101	490	323,369	10,118,826	668
9	QCAL	64.37	63.51	0.86	1.40%	142,926	7,798,373	839	254,256	8,303,725	870
10	GEAR	27.92	28.46	-0.54	-1.90%	138,511	3,867,765	128	311,487	8,770,635	241
11	VFS	403.95	384.45	19.4	5.04%	77,721	31,423,435	811	30,487	8,257,543	697
12	WDF	88.45	88.13	0.32	0.36%	398,748	27,293,701	4,699	90,843	7,873,305	1,652
13	HGRB	63.27	58.81	3.45	5.88%	139,939	46,890,410	81	134,820	7,862,908	88
14	WDF	71.3	75.16	-1.86	-2.54%	58,087	3,928,433	624	60,381	7,163,078	668
15	ETH	14.83	14.78	-0.15	-1.02%	620,541	9,103,145	403	466,426	4,164,526	277
16	SUBD	25.14	25	0.14	0.56	620,353	15,591,996	200	251,164	6,319,292	157
338	XASG	7.04	6.83	0.21	3.07%	396	2,785	3	400	2,895	1
339	BBAB	19.28	18.13	1.15	6.34%	7	126	2	151	2,848	2
340	EDOC	8.46	9.29	-0.83	-9.04%	2	17	2	204	1,811	2
341	ESLM	1.908	0.80	0.025	2.95%	3,393	3,489	3	1,830	1,648	4
342	GMAR	9.84	9.69	0.15	1.54%	613	5,063	6	118	1,148	4
343	TYMP	55.15	56.78	-1.57	-2.81%	247	14,379	2	19	1,113	0
344	FRAB	0.26				10	10	1	1,128	1,111	1
345	FASK	0.69				1,500	14,628	2	111	1,074	0
346	FATP	1.38	1.25	0.13	10.4	0	0	0	874	952	0
347	ASAO	1.095	1.025	0.07	6.82%	9	10	2	660	660	1
348	RUZP	0.79	0.79	0	0	0	0	0	714	560	2
349	FLNH	1.98				1,264	1,230	2	308	287	1
350	SOLK	1	1.02	-0.02	-1.96%	258	258	1	233	237	1
351	MOOS	20.75				0	0	0	7	150	0
352	OCOS	1.90	7.57	0.53	6.88%	0	0	0	0	46	0
353	FRGC	7.39				0	0	0	2	6	0
354	WBYC	18.82				40,551	758,337	118			

(c) Copyright, July 2024, R.B. Brain

All about "ETFs"...

Table explanations

- Using daily price data
- Comparing to values of 80 bars ago
- MA:- is 14 bar SMA of Volume, Value, Trades.

© Copyright 2024 Robert B. Brain — Brain's Share Market Toolbox — www.sharemarket.com

All about "ETFs"...

ETF Liquidity

- Assuming that your liquidity trading rule says: *"... must trade more than \$500,000 value per day..."* (ie. assume \$5,000 parcel size and this position is less than 10% of daily value traded);
- There are only 139 out of 390-odd that conform.

© Copyright 2024 Robert B. Brain — Brain's Share Market Toolbox — www.sharemarket.com

All about ETFs in Australia today

All about "ETFs"...


Caveats

- New ETFs are always being introduced to reflect the desires of investors;
- But today's new "favourite", might not last long;
- Beware the FOMO cognitive bias!

© Copyright 2024 Robert B. Brain — Brainy's Share Market Toolbox — www.sharemarket.com

All about "ETFs"...

Caveats



Uptrends might not last a long time.

WARNING: Any performance figures shown here are very selective. To actually achieve this you would need to actively search for a performing security, and utilise an effective exit strategy in order to lock in profits and protect capital.

© Copyright 2024 Robert B. Brain — Brainy's Share Market Toolbox — www.sharemarket.com


All about "ETFs"...

Also: Cboe ETFs

- The Chicago Board Options Exchange (now known as Cboe, and now incorporates Chi-X),
- Has several ETF products,
- Which can be traded via various fund issuers and managers but not on the ASX.


© Copyright 2024 Robert B. Brain — Brainy's Share Market Toolbox — www.sharemarket.com


All about ETFs in Australia today

 **Summary & Wrap up**

How to select ETFs?


- Identify your own preferred theme(s);
- OR a *trend trader* can just do a market scan for the uptrending ETFs (but how to define *uptrend*?);
- Study the (daily) candlestick price chart;
- Watch out for the liquidity (add *Value traded* to chart);
- Read the Product Description Factsheet statements to avoid any "gotchas";
- If you don't have a good broker, consider: <https://www.betashares.com.au/direct> a new investing platform from Betashares.


© Copyright 2024 Robert B Brain — Brainy's Share Market Toolbox — www.robertbrain.com 

 **Summary & Wrap up**

Summary



- What is an ETF?
- ETFs come in a variety of "flavours";
- The major ETF providers in Australia;
- ETF liquidity;
- How to find more information about ETFs.

© Copyright 2024 Robert B Brain — Brainy's Share Market Toolbox — www.robertbrain.com 


 **Summary & Wrap up**

Don't forget my Toolbox

- Brainy's **Share Market Toolbox**
 - (1) www.robertbrain.com
 - (2) Lots of presentations like this one
 - (3) Info: share market, charting, BullCharts
 - (4) Weekly Market Updates and Watch List
- Good charting software – BullCharts www.robertbrain.com/bullcharts/
- My contact details:
web site above, or phone: 0438 355 910
- **BullCharts** - my favourite charting software.

 © Copyright 2024 Robert B Brain — Brainy's Share Market Toolbox — www.robertbrain.com 

All about ETFs in Australia today



Summary & Wrap up

THE END
THANK YOU

© Copyright 2024 Robert B Brain — Brainy's Share Market Toolbox — www.robertbrain.com

